

### Features

- High Rejection
- Low ripple, Low Loss
- Small Size

### Description

Surface mount, silver (Ag) coated barium ceramic filter.

Weight: 0.7 grams typical

Material: Filter is composed of a ceramic block plated with Ag.

Filter complies with RoHS standards.



### Electrical Specifications

Parameter	Frequency MHz	Typical @ 25°C	Specification @ 25°C	Spec over -40°C to +85°C
Passband Iloss	2400 - 2500	-0.85	-1.00	-1.20
Passband Ripple	2400 - 2500	0.25	0.40	0.50
Passband Return Loss @ TX	2400 - 2500	-13.50	-12.00	-12.00
Passband Return Loss @ Ant	2400 - 2500	-13.50	-12.00	-12.00
Attenuation	2100	-45.00	-40.00	-40.00
	2800	-33.00	-30.00	-30.00
3 dB Bandwidth		180 MHz		
Power into any port		1 Watt max		

Note: Supplier shall test each filter to the critical electrical specifications of the above table. Any subsequent audits may deviate from in value due to measurement repeatability among different test systems. Such deviations shall not exceed the following limits:

Specification Allowance	
Insertion Loss	0.1 dB
Return Loss	1.0 dB
Stopbands	1.0 dB

\*This product is covered by one or more of the following U.S. and foreign patents including: US 4,692,726;US 4,742,562; US 4,800,348;US 4,829,274;US 5,146,193;EP 0573597;DE 0573597;FR 0573597;P 508149/92;KR 142171;US 5,162,760;US 5,218,329;US 5,250,916;US 5,327,109;US 5,488,335;CA 2114029;FR 9306297;GB 2273393;JP 3205337;KR 115113;CN 93106228.4;US 5,512,866;EP 0706719;DE 0706719;FR 0706719;GB 0706719;CN 95190359.4;US 5,602,518;US 5,721,520;US 5,745,018;EP 0910875;DE 0910875;DK 0910875;FR 0910875;GB 0910875;IE 0910875;JP 50518298;KR 10-323013;US 5,994,978;US 6,462,629;CN 00810420.4;US 6,559,735;US 6,650,202;US 6,834,429. Other US and foreign patents pending.

©CTS Corporation 2006 reserves all copyrights in the layout, design and configuration of the patterns on this product.\*

## Mechanical Drawing

Rev 1 – Origin Date: February 17, 2006 – Revision Date: March 31, 2006

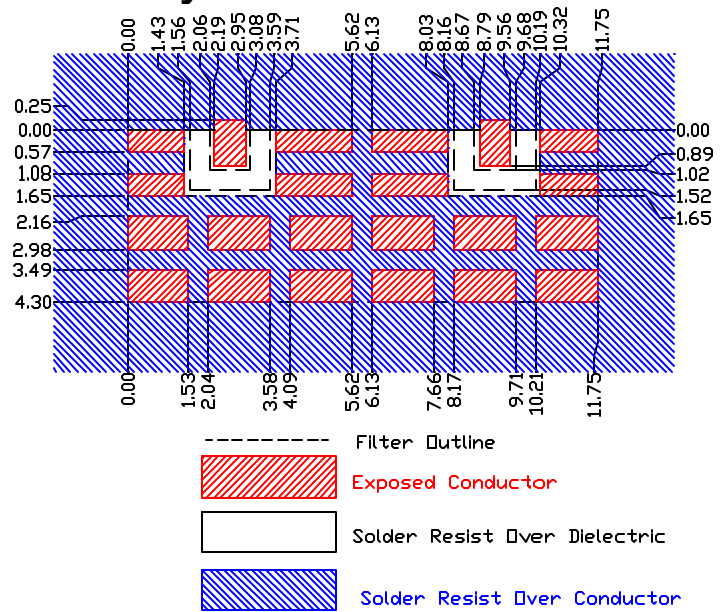


Dim	Nominal (mm)	Tolerance (mm) +/- or max
A	11.75	Max
B	4.30	Max
C	4.50	Max
D	3.30	0.127
E	3.30	0.127
F	1.02	0.127
G	0.51	0.127
I	1.02	0.127
J	0.51	0.127
K	1.00	0.127
L	0.13	0.127

## Electrical response

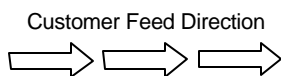
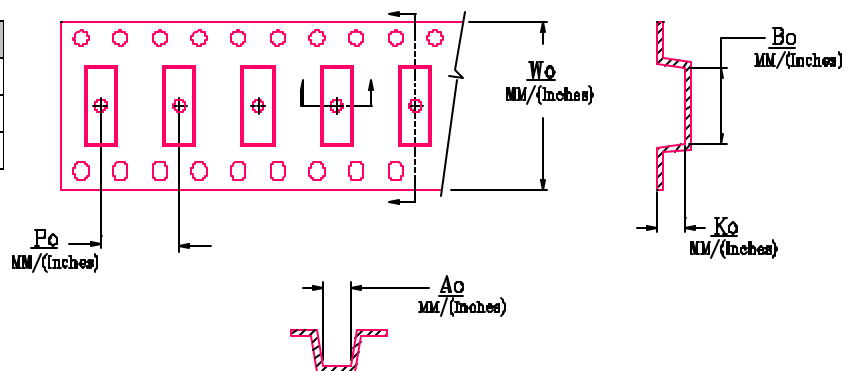


## PCB Layout



## Packaging and Marking

DIMENSION	UNITS	SPECIFICATION
REEL DIAMETER	mm	330
REEL WEIGHT	kg	1
REEL QUANTITY	ea.	1000



MODEL NO.	$W_0$	$A_0$	$B_0$	$K_0$	$P_0$
CER0260A	24 0/(0.945)	5 73/(0.228)	12 D5/(0.474)	4 8D/(0.189)	12 D/(0.472)