THIS DRAWING IS UNPUBLISHED. RELEASED FOR PUBLICATION 20
© COPYRIGHT 20 BY - TE CONNECTIVITY ALL RIGHTS RESERVED.

LOC	DIST
ES	00

REVISIONS

P	LTR	DESCRIPTION	DATE	DWN	APVD
	E8	REV PER ECR-12-021802	04JAN2013	ML	SZ
	E9	ADD NEW DASH NUMBER 2-3	21MAY2013	CZ	SZ

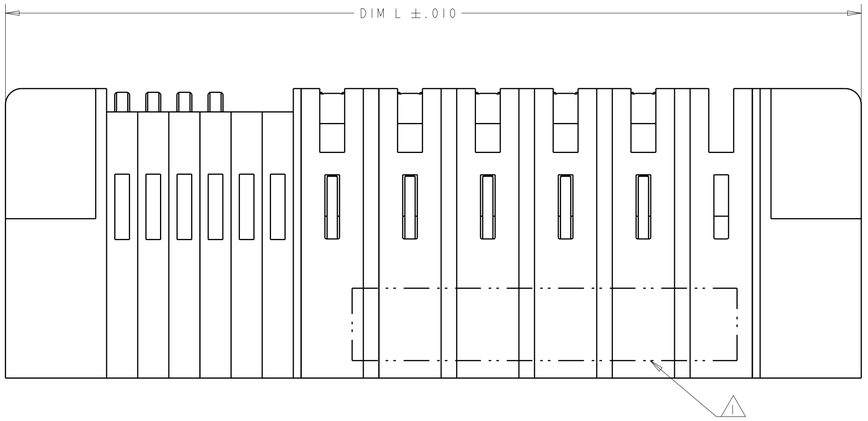

1. "AMP", PART NUMBER, AND DATE CODE TO BE MARKED IN AREA SHOWN.
2. MATERIAL: HOUSING - GLASS FILLED HIGH TEMP THERMO PLASTIC, UL94 V-0
   SIGNAL CONTACT - COPPER ALLOY
   POWER CONTACT - HIGH CONDUCTIVITY COPPER ALLOY
3. CONTACT PLATING: NOBLE METAL PLATING ON CONTACT FUNCTIONAL AREA OF POWER CONTACTS AND SIGNAL CONTACTS.
4. MECHANICAL CONNECTOR KEEP OUT ZONE.
5. DATUM AND BASIC DIMENSIONS ESTABLISHED BY CUSTOMER.
6. PCB - ALL HOLE DIAMETERS ARE FINISHED HOLE SIZES.
7. PCB - .0453±.0010 DRILLED HOLES PLATED WITH .0003 MIN Sn OVER .001 TO .003 CU PLATING TO ACHIEVE A .040±.003 DIA HOLE

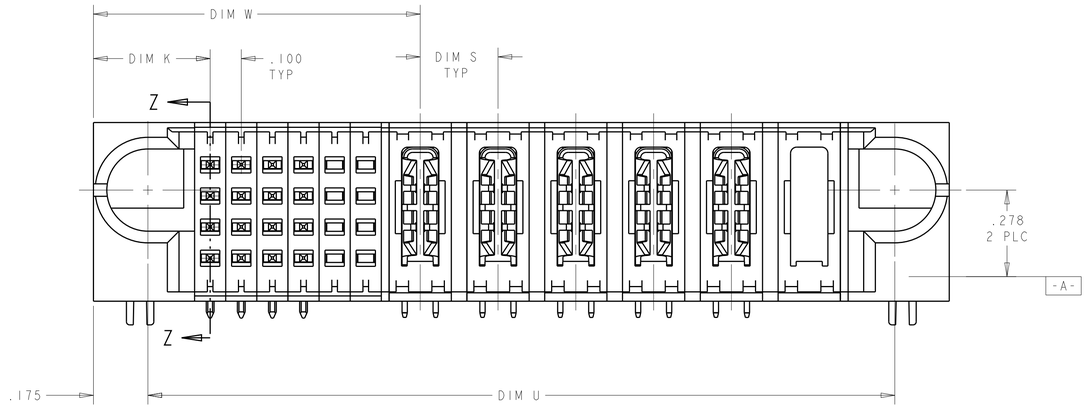

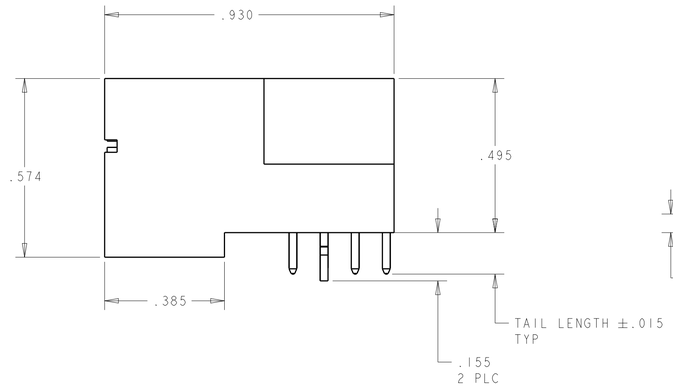

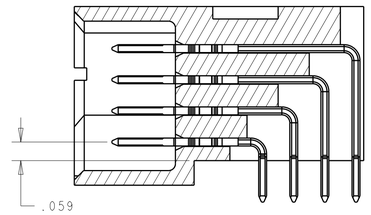

SECTION Z-Z

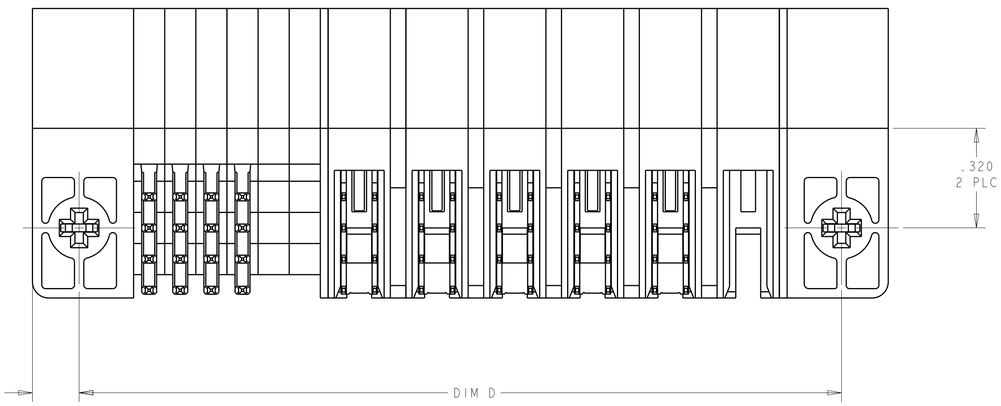

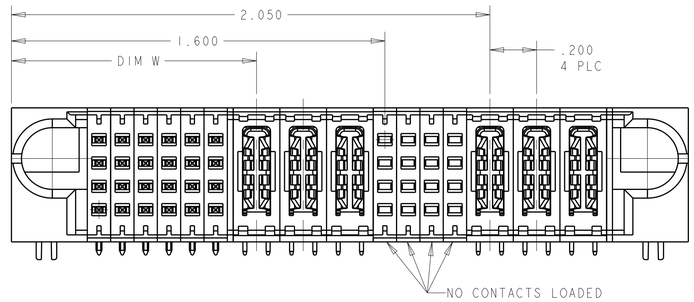

PART NUMBER 1-6450131-3

THIS DRAWING IS A CONTROLLED DOCUMENT.

DIMENSIONS: INCHES

TOLERANCES UNLESS OTHERWISE SPECIFIED:
0 PLC ±-
1 PLC ±-
2 PLC ±.01
3 PLC ±.005
4 PLC ±.0020
ANGLES ±2°

MATERIAL - 2
FINISH - 3

DWN R.GRZYBOWSKI 15FEB05
CHK M. PERCHERKE 15FEB05
APVD M. PERCHERKE -
PRODUCT SPEC 108-1973
APPLICATION SPEC 114-13038
WEIGHT -

TE Connectivity

NAME RIGHT ANGLE HEADER ASSY SOLDER CONTACTS, W/GUIDES MULTI-BEAM XL

SIZE	CAGE CODE	DRAWING NO	RESTRICTED TO
A1	00779	C-6450131	-

CUSTOMER DRAWING SCALE 1:1 SHEET 1 OF 9 REV E9

4805 (3/11)

THIS DRAWING IS UNPUBLISHED. RELEASED FOR PUBLICATION 20
© COPYRIGHT 20 BY - TE CONNECTIVITY ALL RIGHTS RESERVED.

LOC	DIST
ES	00

REVISIONS

P	LTR	DESCRIPTION	DATE	DWN	APVD
	-	SEE SHEET 1	-	-	-

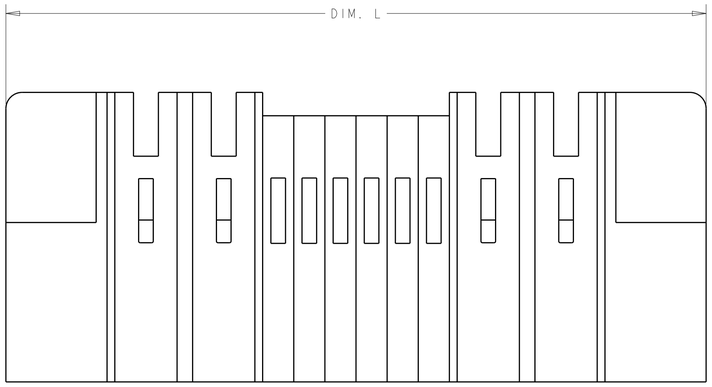

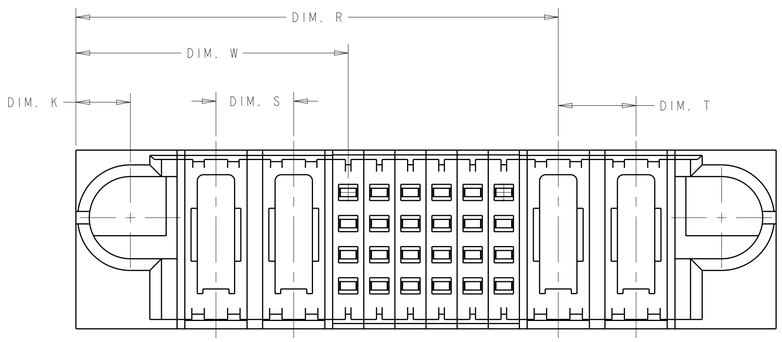

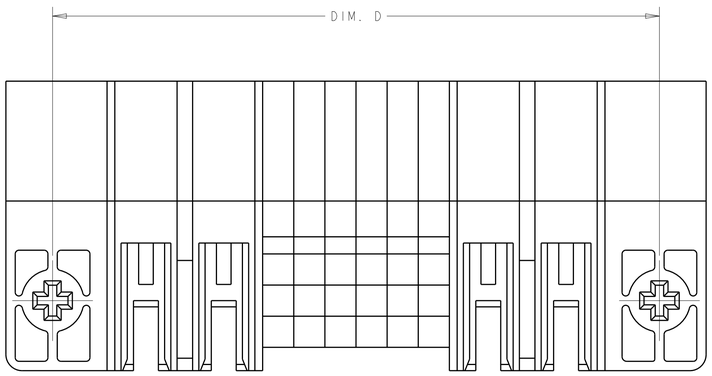

PART 2-6450131-1
(NO CONTACT VIEW)

	DIM R	DIM T	DIM U	DIM S	DIM K	DIM D	DIM W	DIM L	DESCRIPTION	PART NUMBER
E9	-	-	4.650	.250	.400	4.700	1.800	5.000	52S + 12P	2-6450131-3
	-	-	1.700	.250	.375	1.750	.850	2.050	16S + 4P	2-6450131-2
	1.550	.250	1.900	.250	.450	1.950	.875	2.250	24S	2-6450131-1
			1.600	.250	.375	1.650	.750	1.950	12S + 4P	1-6450131-9
			3.650	.250	.400	3.700	1.300	4.000	32S + 10P	1-6450131-8
			2.950	.200	.375	3.000	1.050	3.300	24S + 10HDP	1-6450131-7
			2.400	.250	.375	2.450	1.050	2.750	24S + 6P	1-6450131-6
			2.450	.200	.375	2.500	.950	2.800	20S + 8P	1-6450131-5
			2.400	.250	.375	2.450	1.050	2.750	24S + 6P	1-6450131-4
			2.550	.200	.375	2.600	1.050	2.900	24S + 3P + 16S + 3P	1-6450131-3
			2.500	.250	.425	2.550	.875	2.850	12S + 7P	1-6450131-1
			2.400	.250	.375	2.450	1.050	2.750	24S + 6P	6450131-7
			2.700	.300	.375	2.750	.775	3.050	12S + 7ACP	6450131-6
			2.400	.250	.375	2.450	1.050	2.750	24S + 6P	6450131-5
			4.400	.250	.375	4.450	1.050	4.750	24S +14P	6450131-4
			1.950	.250	.375	2.000	.850	2.300	16S + 5P	6450131-3

THIS DRAWING IS A CONTROLLED DOCUMENT.

DIMENSIONS: INCHES

TOLERANCES UNLESS OTHERWISE SPECIFIED:
0 PLC ±-
1 PLC ±-
2 PLC ±.01
3 PLC ±.005
4 PLC ±.0020
ANGLES ±2°

MATERIAL - -
FINISH - -

DWN R.GRZYBOWSKI 15FEB05
CHK M. PERCHERKE 15FEB05
APVD M. PERCHERKE -
PRODUCT SPEC 108-1973
APPLICATION SPEC 114-13038
WEIGHT -

TE Connectivity

NAME RIGHT ANGLE HEADER ASSY SOLDER CONTACTS, W/GUIDES MULTI-BEAM XL

SIZE	CAGE CODE	DRAWING NO	RESTRICTED TO
A1	00779	C-6450131	-

CUSTOMER DRAWING | SCALE 1:1 | SHEET 2 OF 9 | REV E9

4805 (3/11)

THIS DRAWING IS UNPUBLISHED. RELEASED FOR PUBLICATION 20
© COPYRIGHT 20 BY - TE CONNECTIVITY ALL RIGHTS RESERVED.

LOC	DIST
ES	00

REVISIONS

P	LTR	DESCRIPTION	DATE	DWN	APVD
	-	SEE SHEET 1	-	-	-

PART NUMBER	ROWS	SIGNAL 1	SIGNAL 2	SIGNAL 3	SIGNAL 4	POWER P1	POWER P2	POWER P3	POWER P4	POWER P5
6450131-3	D	J	J	J	J	PM	PM	PM	PM	PM
	C	K	K	K	K					
	B	N	N	N	N					
	A	S	S	S	H					
16S + 5P										

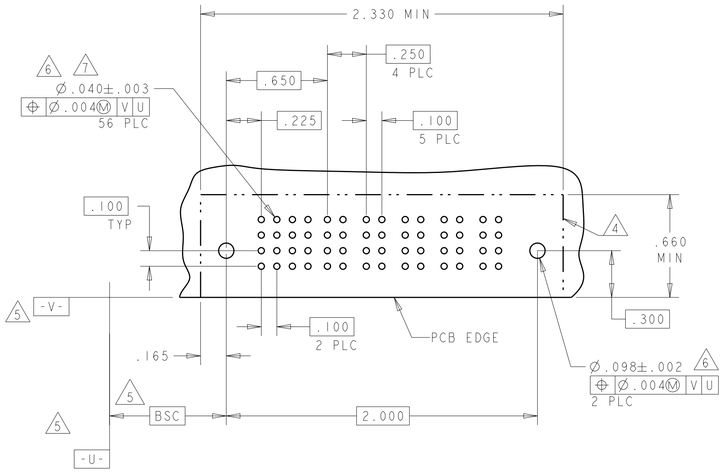

PART NUMBER	ROWS	SIGNAL 1	SIGNAL 2	SIGNAL 3	SIGNAL 4	SIGNAL 5	SIGNAL 6	POWER P1	POWER P2	POWER P3	POWER P4	POWER P5	POWER P6
6450131-5	D	J	J	J	J	J	E	PM	PM	PM	PM	PM	PM
	C	K	K	K	K	K	K						
	B	N	N	N	N	N	N						
	A	H	S	S	S	S	S						
24S + 6P													

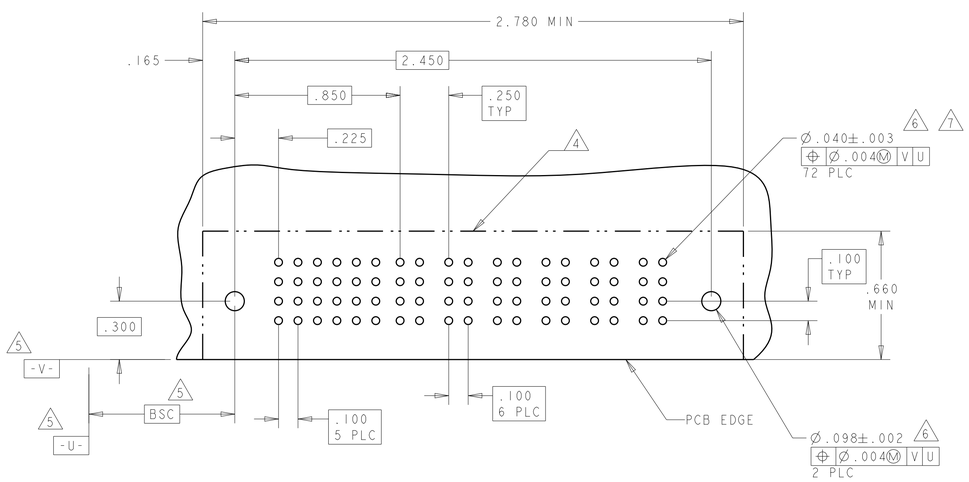

PART NUMBER	ROWS	SIGNAL 1	SIGNAL 2	SIGNAL 3	SIGNAL 4	SIGNAL 5	SIGNAL 6	POWER P1	POWER P2	POWER P3	POWER P4	POWER P5	POWER P6	POWER P7	POWER P8	POWER P9	POWER P10	POWER P11	POWER P12	POWER P13	POWER P14
6450131-4	D	J	J	J	J	J	J	PM	PM	PM	PM	PM	PM	PM	PM	PM	PM	PM	PM	PM	PM
	C	K	K	K	K	K	K														
	B	N	N	N	N	N	N														
	A	S	S	H	H	S	S														
24S + 14P																					

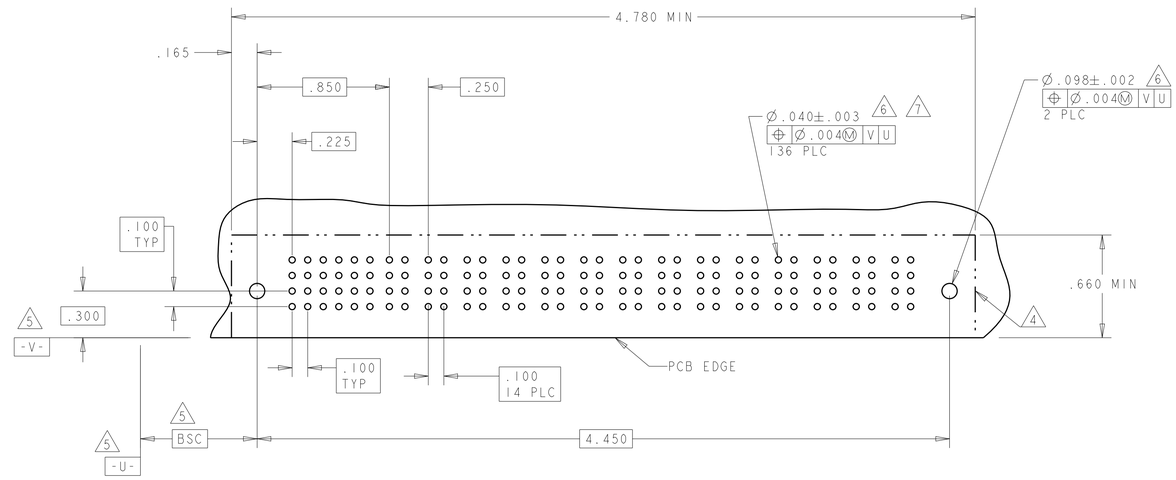

Z	STD	.090	D
Y	STD	.090	C
R	STD	.090	B
O	STD	.090	A
A4	MLBF	.090	D
A3	MLBF	.090	C
A2	MLBF	.090	B
A1	MLBF	.090	A
E	MLBF	.135	D
F	MLBF	.135	C
G	MLBF	.135	B
H	MLBF	.135	A
FJ	MFBL	.135	D
J	STD	.135	D
K	STD	.135	C
N	STD	.135	B
S	STD	.135	A
CODE	MATING SEQUENCE	TAIL LENGTH	ROW

SIGNAL CONTACT

PA	.090
PM	.135
CODE	TAIL LENGTH

POWER CONTACT

THIS DRAWING IS A CONTROLLED DOCUMENT.

DIMENSIONS: INCHES

TOLERANCES UNLESS OTHERWISE SPECIFIED:
0 PLC ±-
1 PLC ±-
2 PLC ±.01
3 PLC ±.005
4 PLC ±.0020
ANGLES ±2°

MATERIAL - -
FINISH - -

DWN R.GRZYBOWSKI 15FEB05
CHK M. PERCHERKE 15FEB05
APVD M. PERCHERKE -
PRODUCT SPEC 108-1973
APPLICATION SPEC 114-13038
WEIGHT -

TE Connectivity

NAME RIGHT ANGLE HEADER ASSY SOLDER CONTACTS, W/GUIDES MULTI-BEAM XL

SIZE A1 | CAGE CODE 00779 | DRAWING NO C-6450131 | RESTRICTED TO -

CUSTOMER DRAWING | SCALE 1:1 | SHEET 3 OF 9 | REV E9

4805 (3/11)

THIS DRAWING IS UNPUBLISHED. RELEASED FOR PUBLICATION 20
© COPYRIGHT 20 BY - TE CONNECTIVITY ALL RIGHTS RESERVED.

LOC	DIST
ES	00

REVISIONS

P	LTR	DESCRIPTION	DATE	DWN	APVD
	-	SEE SHEET 1	-	-	-

PART NUMBER	ROWS	SIGNAL 1	SIGNAL 2	SIGNAL 3	POWER P1	P2	P3	P4	P5	P6	P7
6450131-6	D	Z	Z	Z	PA		PA	PA	PA	PA	PA
	C	Y	Y	Y							
	B	R	R	R							
	A	A1	O	O							
12S + 7ACP											

HD

NO POWER CONTACT LOADED IN THIS CAVITY

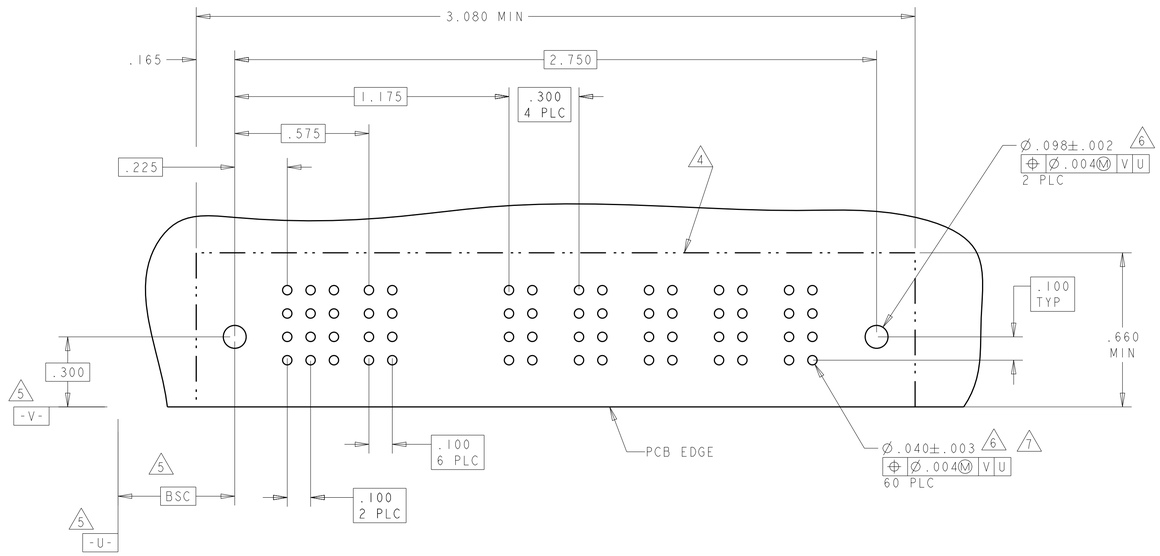

PART NUMBER	ROWS	SIGNAL 1	SIGNAL 2	SIGNAL 3	SIGNAL 4	SIGNAL 5	SIGNAL 6	POWER P1	P2	P3	P4	P5	P6
6450131-7	D	E	E	J	J	J	E	PM	PM	PM	PM	PM	PM
	C	F	F	K	K	K	K						
	B	G	G	N	N	N	N						
	A	H	H	S	S	S	S						
24S + 6P													

HD

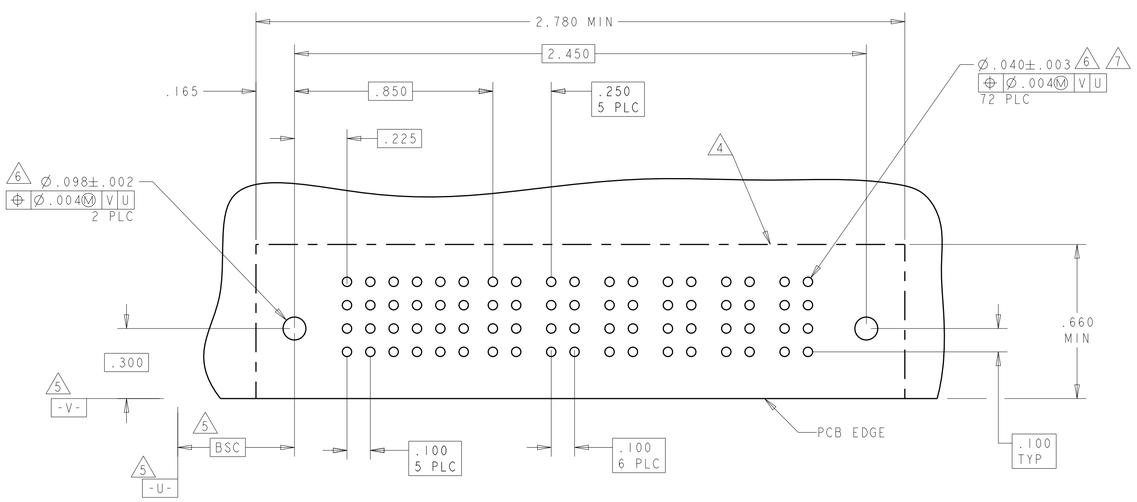

PART NUMBER	ROWS	SIGNAL 1	SIGNAL 2	SIGNAL 3	POWER P1	P2	P3	P4	P5	P6	P7
1-6450131-1	D	J	J	J	PM		PM		PM		PM
	C	K	K	K							
	B	N	N	N							
	A	S	S	S							
12S + 7P											

HD

NO CONTACTS LOADED

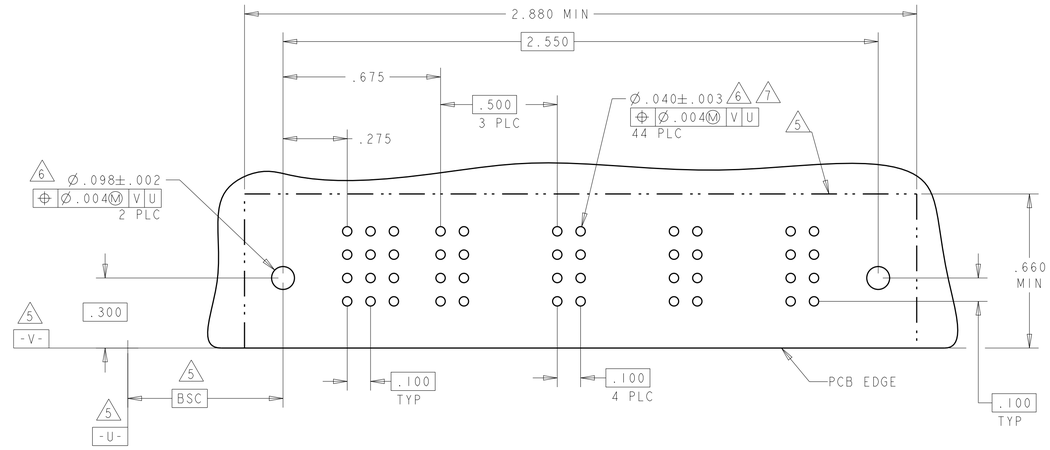

PART NUMBER	ROWS	SIGNAL 1	SIGNAL 2	SIGNAL 3	SIGNAL 4	SIGNAL 5	SIGNAL 6	POWER P1	P2	P3	SIGNAL 7	8	9	10	POWER P4	P5	P6
1-6450131-3	D	J	J	J	J	J	E	PM	PM	PM					PM	PM	PM
	C	K	K	K	K	K	K										
	B	N	N	N	N	N	N										
	A	H	S	S	S	S	S										
24S + 3P + 16S + 3P																	

HD

NO CONTACTS LOADED

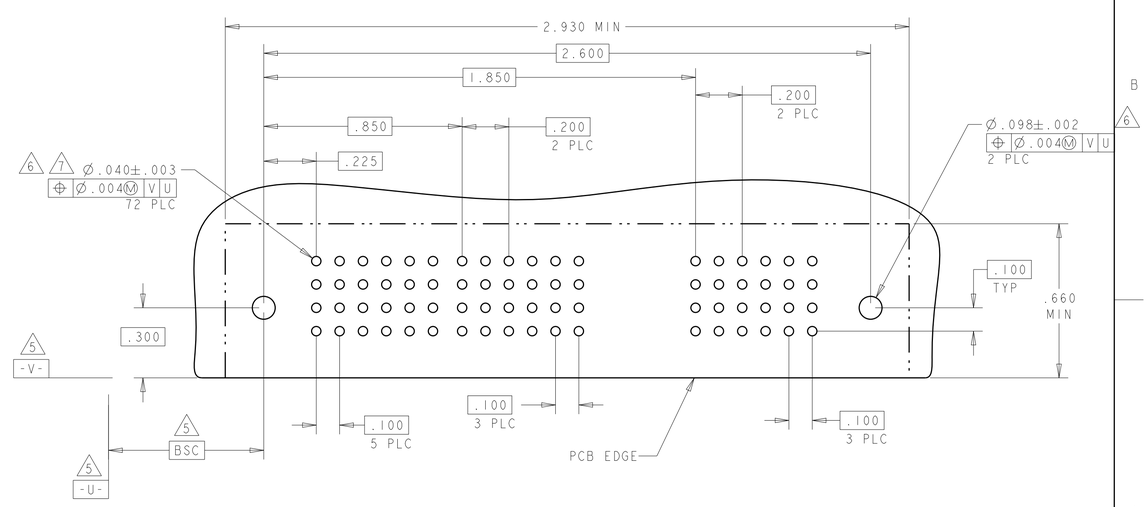

THIS DRAWING IS A CONTROLLED DOCUMENT.

DIMENSIONS: INCHES

TOLERANCES UNLESS OTHERWISE SPECIFIED:

0 PLC	± -
1 PLC	± -
2 PLC	± .01
3 PLC	± .005
4 PLC	± .0020
ANGLES	± 2°

MATERIAL - -

FINISH - -

DWN R.GRZYBOWSKI 15FEB05
CHK M. PERCHERKE 15FEB05
APVD M. PERCHERKE -
PRODUCT SPEC 108-1973
APPLICATION SPEC 114-13038
WEIGHT -

TE Connectivity

NAME RIGHT ANGLE HEADER ASSY SOLDER CONTACTS, W/GUIDES MULTI-BEAM XL

SIZE	CAGE CODE	DRAWING NO	RESTRICTED TO
A1	00779	C-6450131	-

CUSTOMER DRAWING

SCALE	SHEET	OF	REV
1:1	4	9	E9

THIS DRAWING IS UNPUBLISHED. RELEASED FOR PUBLICATION 20
© COPYRIGHT 20 BY - TE CONNECTIVITY ALL RIGHTS RESERVED.

LOC	DIST
ES	00

REVISIONS

P	LTR	DESCRIPTION	DATE	DWN	APVD
	-	SEE SHEET 1	-	-	-

PART NUMBER	ROWS	SIGNAL 1	2	3	4	5	6	POWER P1	P2	P3	P4	P5	P6
1-6450131-4	D	J	J	J	J	J	J	PM	PM	PM	PM	PM	PM
	C	K	K	K	K	K	K						
	B	N	N	N	G	N	N						
	A	S	S	S	H	S	S						
24S + 6P		HD											HD

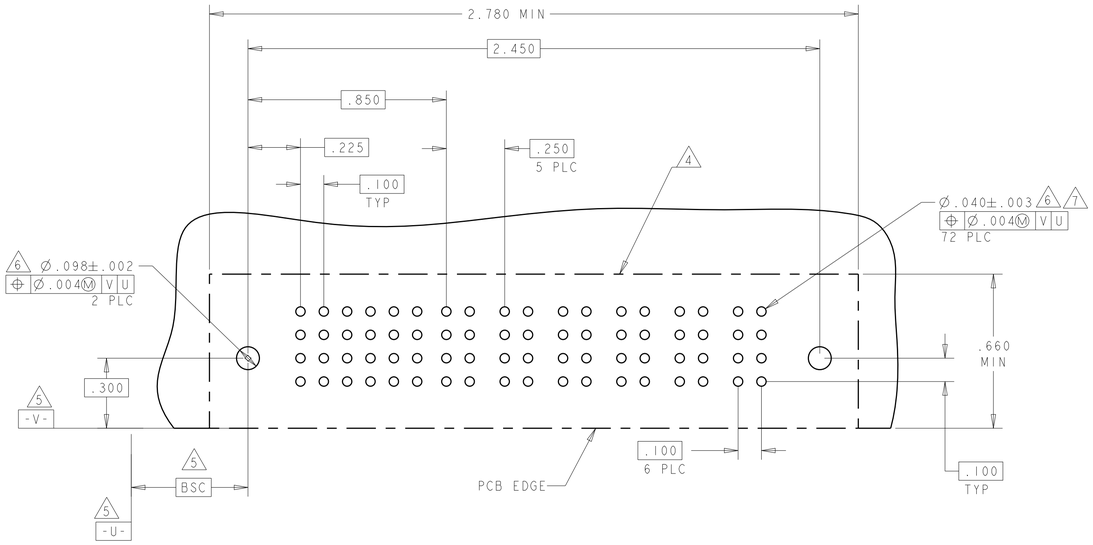

PART NUMBER	ROWS	SIGNAL 1	2	3	4	5	POWER P1	P2	P3	P4	P5	P6	P7	P8
1-6450131-5	D	J	J	J	J	J	PM	PM	PM	PM	PM	PM	PM	PM
	C	K	K	K	K	K								
	B	N	G	N	N	N								
	A	S	S	S	S	S								
20S + 8P		HD												HD

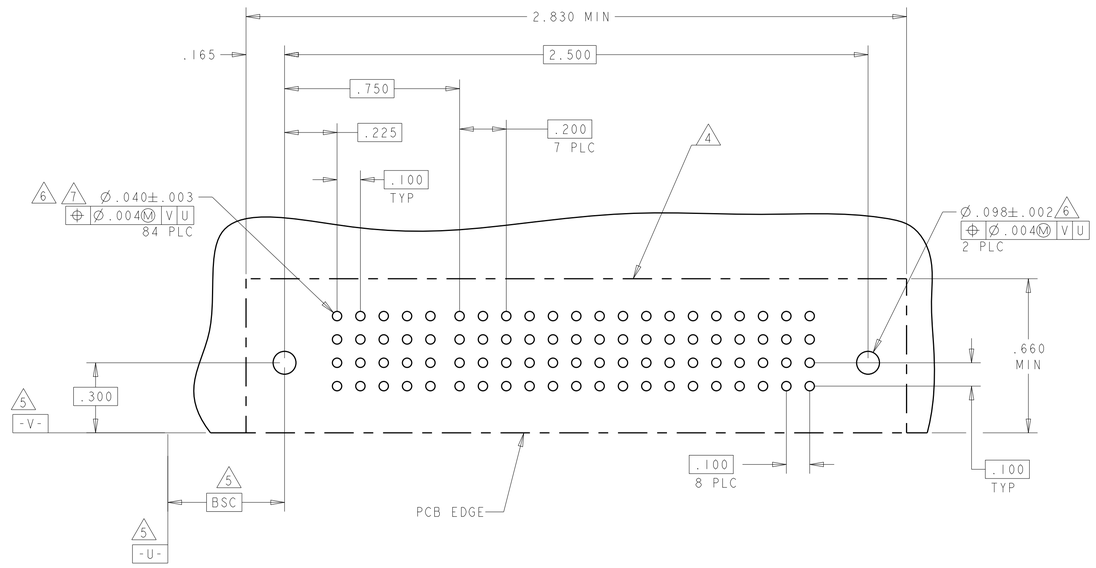

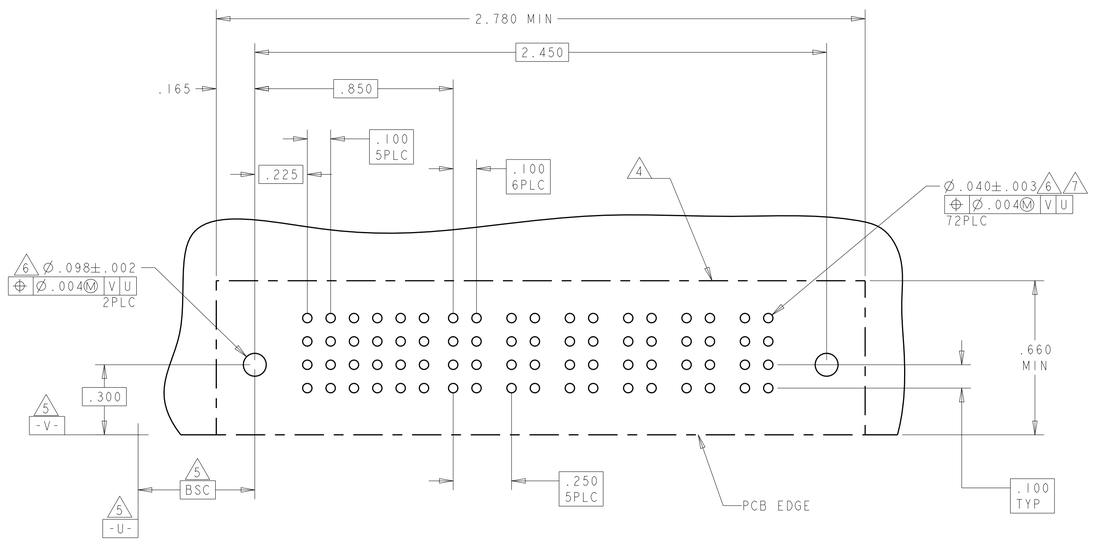

PART NUMBER	ROWS	SIGNAL 1	2	3	4	5	6	POWER P1	P2	P3	P4	P5	P6
1-6450131-6	D	J	J	J	J	J	E	PM	PM	PM	PM	PM	PM
	C	K	K	K	K	K	K						
	B	N	N	N	N	N	N						
	A	H	S	S	S	S	S						
24S + 6P		HD											HD

THIS DRAWING IS A CONTROLLED DOCUMENT.

DIMENSIONS: INCHES

TOLERANCES UNLESS OTHERWISE SPECIFIED:
0 PLC ±-
1 PLC ±-
2 PLC ± .01
3 PLC ± .005
4 PLC ± .0020
ANGLES ±2°

MATERIAL - -
FINISH - -

DWN R GRZYBOWSKI 15FEB05
CHK M PERCHERKE 15FEB05
APVD M PERCHERKE -
PRODUCT SPEC 108-1973
APPLICATION SPEC 114-13038
WEIGHT -

TE Connectivity

NAME RIGHT ANGLE HEADER ASSY SOLDER CONTACTS, W/GUIDES MULTI-BEAM XL

SIZE	CAGE CODE	DRAWING NO	RESTRICTED TO
A1	00779	C-6450131	-

CUSTOMER DRAWING SCALE 1:1 SHEET 5 OF 9 REV E9

4805 (3/11)

THIS DRAWING IS UNPUBLISHED. RELEASED FOR PUBLICATION 20
© COPYRIGHT 20 BY - TE CONNECTIVITY ALL RIGHTS RESERVED.

LOC	DIST
ES	00

REVISIONS

P	LTR	DESCRIPTION	DATE	DWN	APVD
	-	SEE SHEET 1	-	-	-

PART NUMBER	ROWS		SIGNAL						POWER										
			1	2	3	4	5	6	P1	P2	P3	P4	P5	P6	P7	P8	P9	P10	
1-6450131-7	D		J	J	J	J	J	J	PM	PM	PM	PM	PM	PM	PM	PM	PM	PM	
	C		K	K	K	F	K	K											
	B		N	N	N	N	N	N											
	A	HD	S	S	S	S	S	S											HD
24S + 10HDP																			

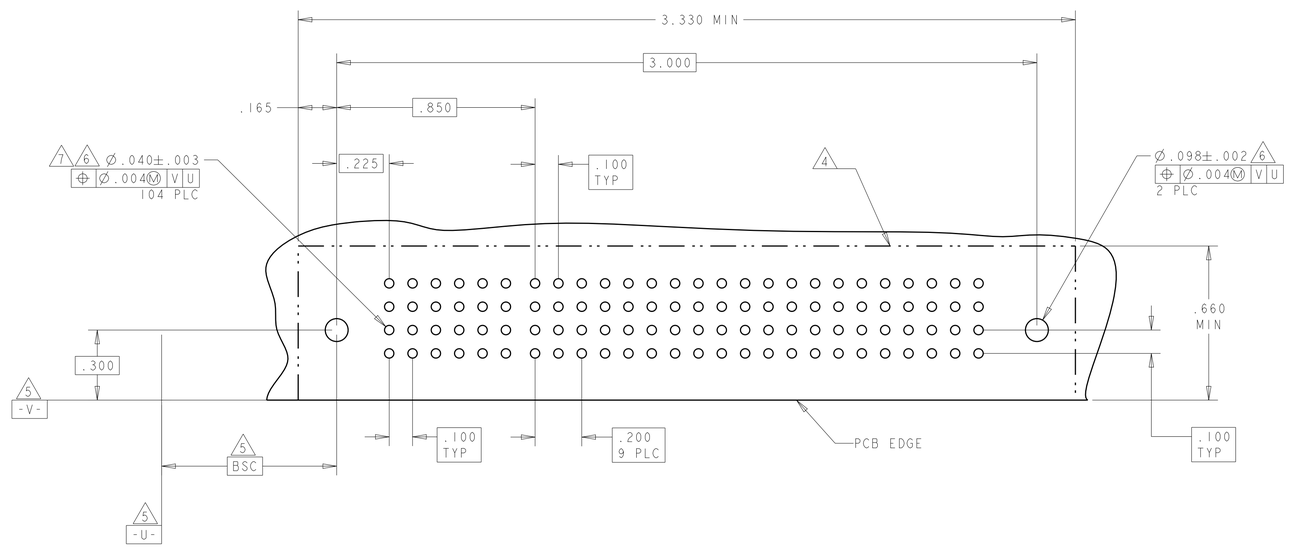

THIS DRAWING IS A CONTROLLED DOCUMENT.		DWN R GRZYBOWSKI 15FEB05	TE Connectivity
		CHK M PERCHERKE 15FEB05	
DIMENSIONS: INCHES	TOLERANCES UNLESS OTHERWISE SPECIFIED: 0 PLC ±- 1 PLC ±- 2 PLC ±.01 3 PLC ±.005 4 PLC ±.0020 ANGLES ±2°	APVD M PERCHERKE	NAME RIGHT ANGLE HEADER ASSY SOLDER CONTACTS, W/GUIDES MULTI-BEAM XL
		PRODUCT SPEC 108-1973	
		APPLICATION SPEC 114-13038	SIZE A1 · CAGE CODE 00779 · DRAWING NO C-6450131 · RESTRICTED TO -
MATERIAL - -	FINISH - -	WEIGHT -	
		CUSTOMER DRAWING	SCALE 1:1 · SHEET 6 OF 9 · REV F9

4805 (3/11)

THIS DRAWING IS UNPUBLISHED. RELEASED FOR PUBLICATION 20
© COPYRIGHT 20 BY - TE CONNECTIVITY ALL RIGHTS RESERVED.

LOC	DIST
ES	00

REVISIONS

P	LTR	DESCRIPTION	DATE	DWN	APVD
	-	SEE SHEET 1	-	-	-

PART NUMBER	ROWS		SIGNAL								POWER									
			1	2	3	4	5	6	7	8	P1	P2	P3	P4	P5	P6	P7	P8	P9	P10
1-6450131-8	D		J	J	J	J	J	J	J	J	PM	PM	PM	PM	PM	PM	PM	PM	PM	PM
	C		K	K	K	F	F	K	K	K										
	B		N	N	N	G	G	N	N	N										
	A	HD	S	S	S	S	S	S	S	S										HD
32S + 10P																				

PART NUMBER	ROWS		SIGNAL			POWER				
			1	2	3	P1	P2	P3	P4	
1-6450131-9	D		J	FJ	FJ	PM	PM	PM	PM	
	C		K	K	K					
	B		N	N	N					
	A	HD	H	H	S					HD
12S + 4P										

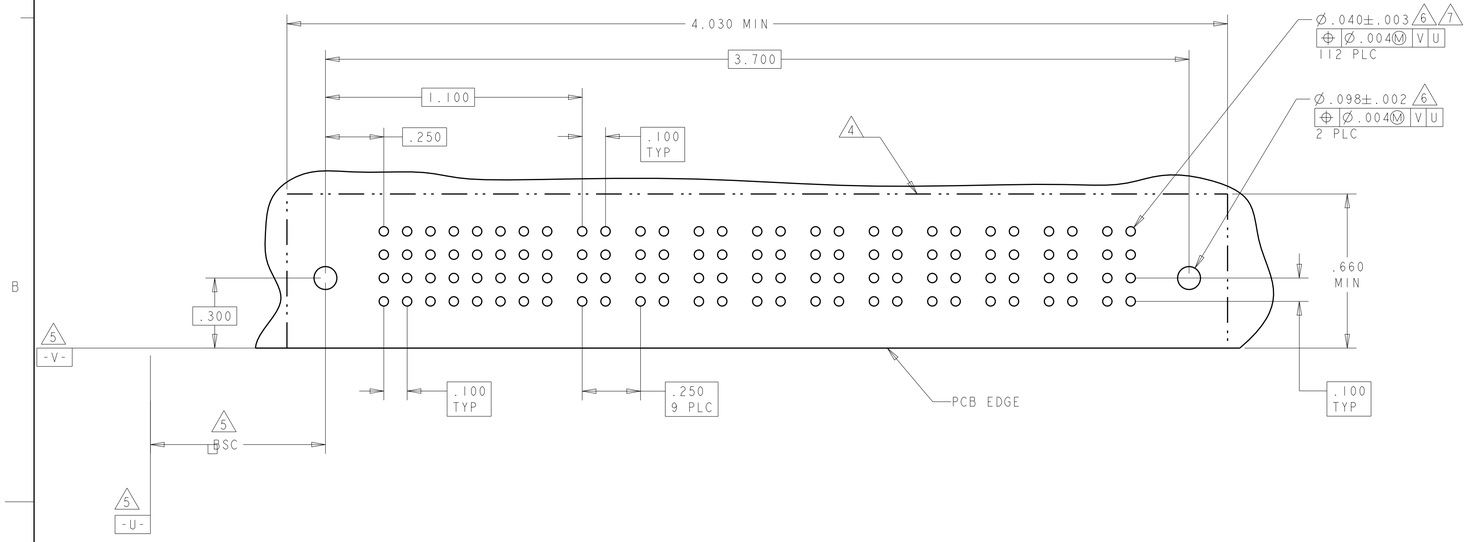

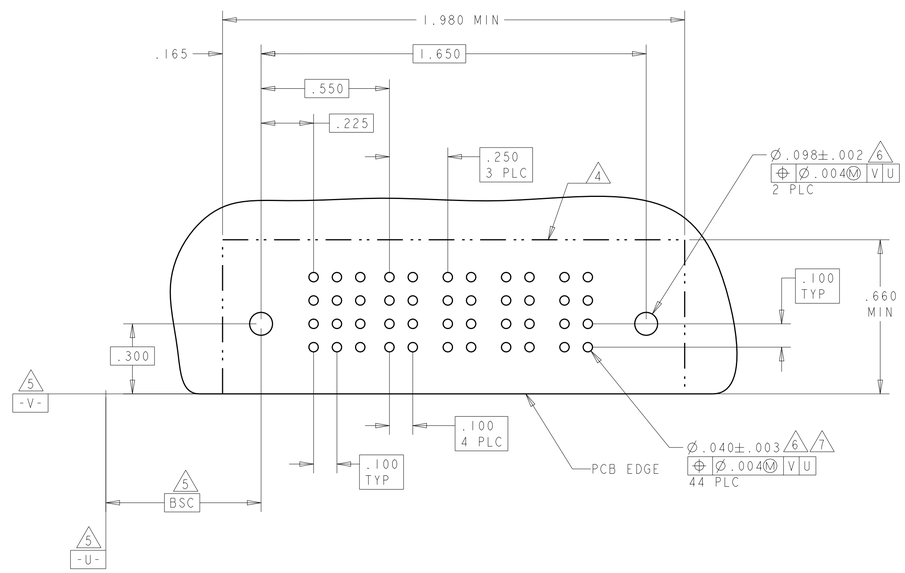

THIS DRAWING IS A CONTROLLED DOCUMENT.

DIMENSIONS: INCHES

TOLERANCES UNLESS OTHERWISE SPECIFIED:
0 PLC ±-
1 PLC ±-
2 PLC ±.01
3 PLC ±.005
4 PLC ±.0020
ANGLES ±2°

MATERIAL - -
FINISH - -

DWN R.GRZYBOWSKI 15FEB05
CHK M. PERCHERKE 15FEB05
APVD M. PERCHERKE -
PRODUCT SPEC 108-1973
APPLICATION SPEC 114-13038
WEIGHT -

CUSTOMER DRAWING

TE Connectivity

NAME RIGHT ANGLE HEADER ASSY SOLDER CONTACTS, W/GUIDES MULTI-BEAM XL

SIZE A1 | CAGE CODE 00779 | DRAWING NO C-6450131 | RESTRICTED TO -

SCALE 1:1 | SHEET 7 OF 9 | REV E9

4805 (3/11)

THIS DRAWING IS UNPUBLISHED. RELEASED FOR PUBLICATION 20
© COPYRIGHT 20 BY - TE CONNECTIVITY ALL RIGHTS RESERVED.

LOC	DIST
ES	00

REVISIONS

P	LTR	DESCRIPTION	DATE	DWN	APVD
	-	SEE SHEET 1	-	-	-

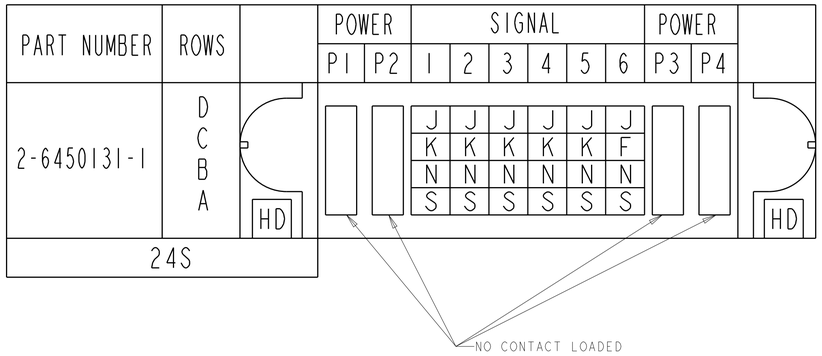

PART NUMBER	ROWS		SIGNAL 1	SIGNAL 2	SIGNAL 3	SIGNAL 4	POWER P1	POWER P2	POWER P3	POWER P4	
2-6450131-2	D		J	J	J	J	PM	PM	PM	PM	
	C		K	K	K	K					
	B		N	N	N	N					
	A	HD	H	S	S	S					HD
16S + 4P											

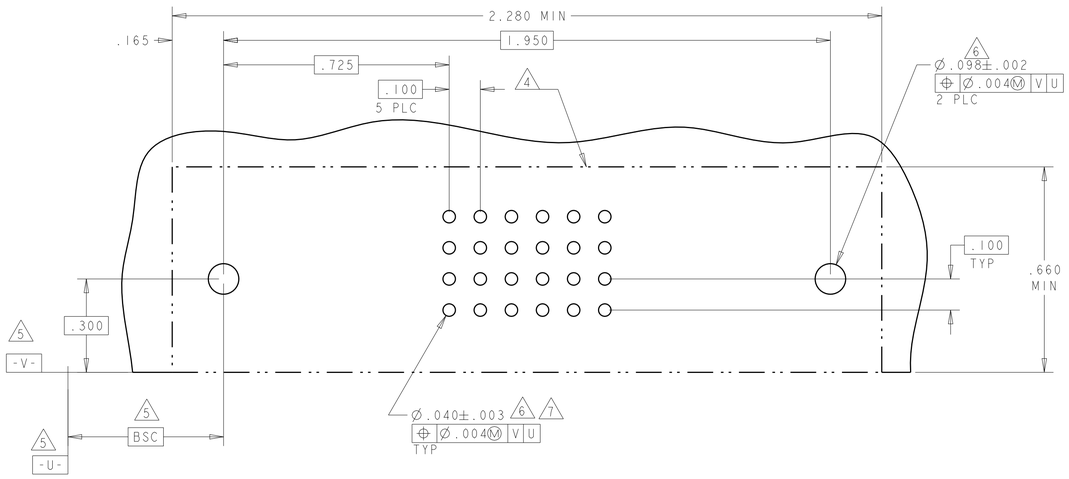

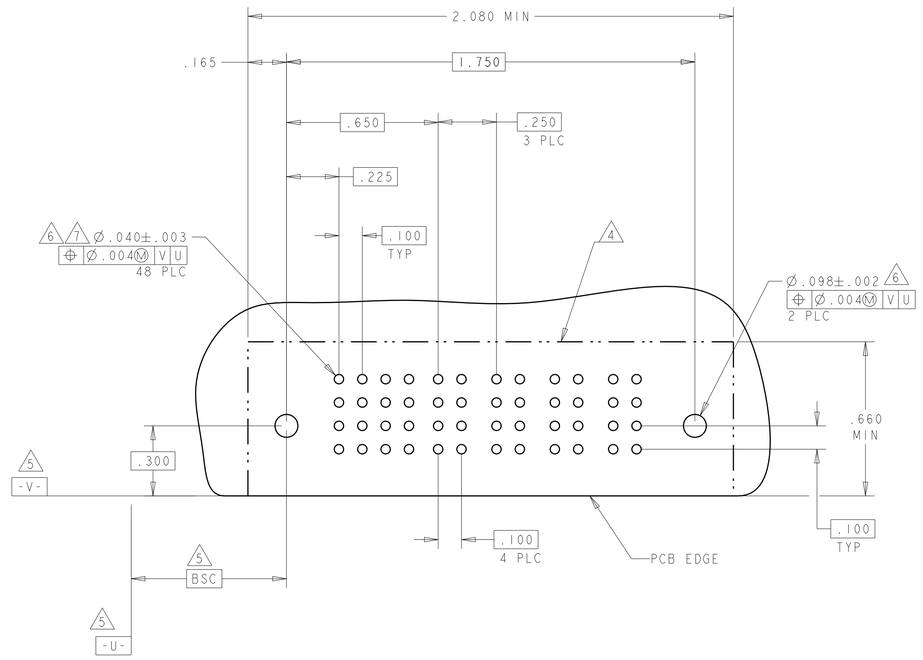

THIS DRAWING IS A CONTROLLED DOCUMENT.

DIMENSIONS: INCHES

TOLERANCES UNLESS OTHERWISE SPECIFIED:
0 PLC ±-
1 PLC ±-
2 PLC ±.01
3 PLC ±.005
4 PLC ±.0020
ANGLES ±2°

MATERIAL - - -
FINISH - -

DWN R.GRZYBOWSKI 15FEB05
CHK M. PERCHERKE 15FEB05
APVD M. PERCHERKE -
PRODUCT SPEC 108-1973
APPLICATION SPEC 114-13038
WEIGHT - -

TE Connectivity

NAME RIGHT ANGLE HEADER ASSY SOLDER CONTACTS, W/GUIDES MULTI-BEAM XL

SIZE	CAGE CODE	DRAWING NO	RESTRICTED TO
A1	00779	C-6450131	-

CUSTOMER DRAWING | SCALE 1:1 | SHEET 8 OF 9 | REV E9

4805 (3/11)

THIS DRAWING IS UNPUBLISHED. RELEASED FOR PUBLICATION 20
© COPYRIGHT 20 BY - TE CONNECTIVITY ALL RIGHTS RESERVED.

LOC	DIST
ES	00

REVISIONS

P	LTR	DESCRIPTION	DATE	DWN	APVD
	-	SEE SHEET 1	-	-	-

PART NUMBER	ROWS		SIGNAL													POWER												
			1	2	3	4	5	6	7	8	9	10	11	12	13	P1	P2	P3	P4	P5	P6	P7	P8	P9	P10	P11	P12	
2-6450131-3	D		J	J	J	J	J	J	J	J	J	J	J	J	J	PM	PM	PM	PM	PM	PM	PM	PM	PM	PM	PM	PM	
	C		K	K	K	K	K	F	F	K	K	K	K	K	K													
	B		N	N	N	N	N	G	G	N	N	N	N	N	N													
	A	HD	S	S	S	S	S	S	S	S	S	S	S	S	S													HD
52S + 12P																												

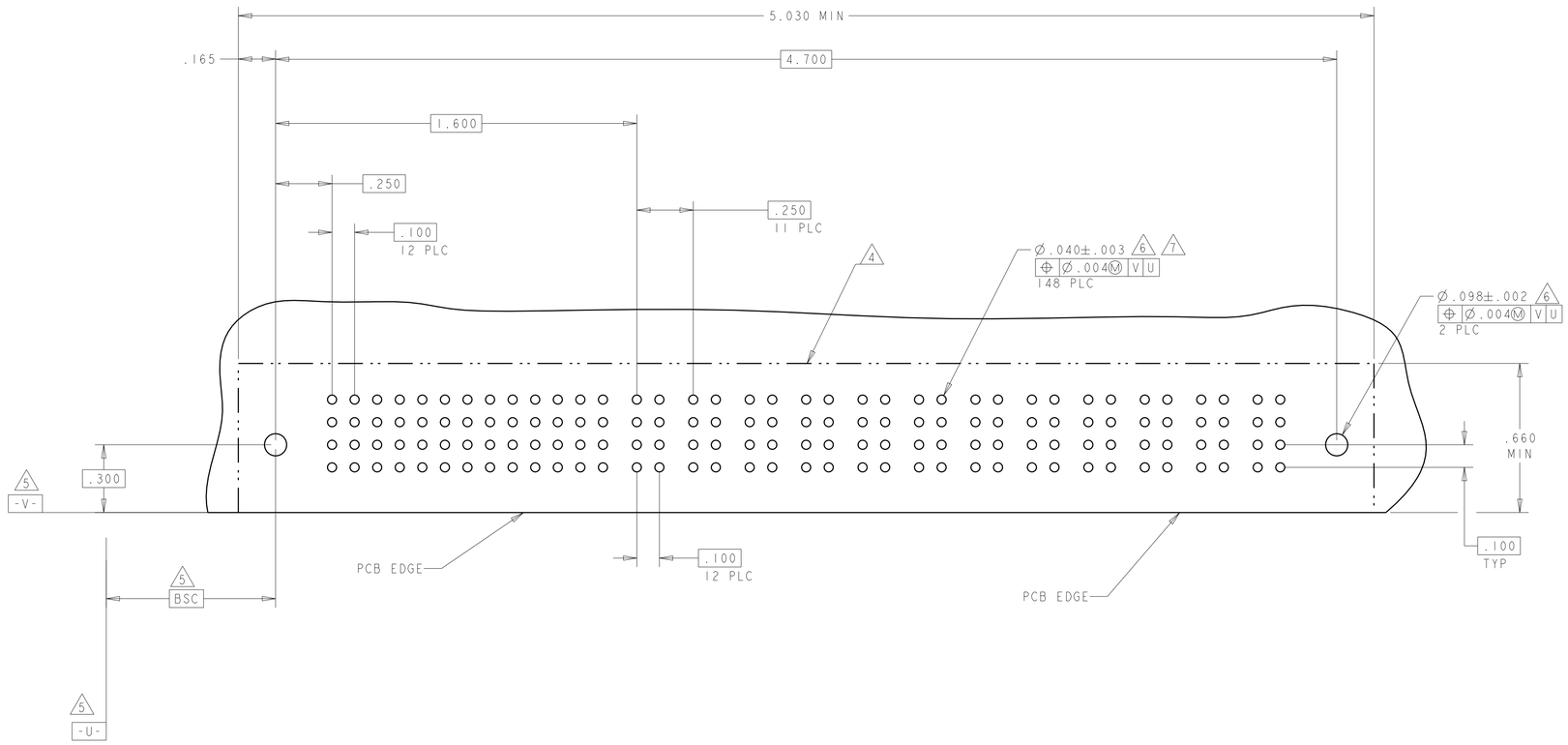

THIS DRAWING IS A CONTROLLED DOCUMENT.

DIMENSIONS: INCHES

TOLERANCES UNLESS OTHERWISE SPECIFIED:
0 PLC ±-
1 PLC ±-
2 PLC ±.01
3 PLC ±.005
4 PLC ±.0020
ANGLES ±2°

MATERIAL - - -

FINISH - -

DWN R GRZYBOWSKI 15FEB05
CHK M PERCHERKE 15FEB05
APVD M PERCHERKE -
PRODUCT SPEC 108-1973
APPLICATION SPEC 114-13038
WEIGHT -

TE Connectivity

NAME RIGHT ANGLE HEADER ASSY SOLDER CONTACTS, W/GUIDES MULTI-BEAM XL

SIZE	CAGE CODE	DRAWING NO	RESTRICTED TO
A1	00779	C-6450131	-

CUSTOMER DRAWING

SCALE	SHEET	OF	REV
1:1	9	9	E9