

CY SERIES

SCREW TERMINAL BLOCKS

SINGLE LEVEL FEED THROUGH TERMINAL BLOCKS




HIGHLIGHTS

FEATURES

- Altech CY Series of Universal Screw Terminal Blocks featuring global standards
- Easy snap-on onto common DIN Rail
- Universal push-in Jumper System

APPLICATIONS

- Machines
- Control/ Automation Applications
- Power Distribution



Dimensions & Weight

	CY2.5	CY4	CY6
	2 Connection Feed-Through 2 Jumper Channels		
Width	5 mm	6 mm	8 mm
Length	50 mm	50 mm	50 mm
Height w DIN Rail	35 x 7.5 mm 35 x 15 mm	49 mm 56.5 mm	49 mm 56.5 mm
Weight per piece	8.3 g	10.4 g	16.1 g

Technical Data/Ratings

Approvals						
Wire Size (solid / stranded)	24-12 AWG	0.2-2.5 mm ²	24-10 AWG	0.2-4 mm ²	24-8 AWG	0.2-6 mm ²
Voltage Rating	600 V	1000V AC/DC	600 V	1000V AC/DC	600 V	1000V AC/DC
Current Rating	20 A	24 A	30 A	32 A	50 A	41 A
Torque	3.6 lb-in	0.4 Nm	4.5 lb-in	0.8 Nm	11 lb-in	1.2 Nm
Insulation Material	Polyamide 66		Polyamide 66		Polyamide 66	

Installation Instructions

Wire Stripping Length	8 mm	9 mm	10 mm
Screwdriver	Flat Head 0.5 x 3 mm	Flat Head 0.6 x 3.5 mm	Flat Head 0.8 x 4 mm

Terminal Blocks

	Cat. No.	Std. Pk.	Cat. No.	Std. Pk.	Cat. No.	Std. Pk.
Grey (standard)	CY2.5	100	CY4	100	CY6	100
Red R	CY2.5/R	100	CY4/R	100	CY6/R	100
Blue BU	CY2.5/BU	100	CY4/BU	100	CY6/BU	100
Black BL	CY2.5/BL	100	CY4/BL	100	CY6/BL	100
Orange O	CY2.5/O	100	CY4/O	100	CY6/O	100
Green G	CY2.5/G	100	CY4/G	100	CY6/G	100
Yellow Y	CY2.5/Y	100	CY4/Y	100	CY6/Y	100
White W	CY2.5/W	100	CY4/W	100	CY6/W	100

Accessories

	Cat. No.	Std. Pk.	Cat. No.	Std. Pk.	Cat. No.	Std. Pk.
End Plate	EPCY2.5/10	50	EPCY2.5/10	50	EPCY2.5/10	50
Partition Plate	PPCY2.5/10	20	PPCY2.5/10	20	PPCY2.5/10	20
DIN Rail	2511120 CA701-15/S	20 20	2511120 CA701-15/S	20 20	2511120 CA701-15/S	20 20
End Stop	CA702 CA802 CA103	50 50 50	CA702 CA802 CA103	50 50 50	CA702 CA802 CA103	50 50 50
Shorting Link/ Jumpers	2 pole JX2.5/2 3 pole JX2.5/3 4 pole JX2.5/4 5 pole JX2.5/5 6 pole JX2.5/6 7 pole JX2.5/7 8 pole JX2.5/8 10 pole JX2.5/10 16 pole -	100 50 50 50 10 10 10 10 10 -	4 pole JX4/4 5 pole JX4/5 6 pole JX4/6 7 pole JX4/7 8 pole JX4/8 10 pole JX4/10 16 pole JX4/16	100 50 50 50 50 10 10 10	2 pole JY6/2 3 pole - 4 pole - 5 pole - 6 pole - 7 pole - 8 pole - 10 pole - 16 pole -	100 - - - - - - - -
Marking Tag	MT5	1 Pk. (100 tags)	MT6	1 Pk. (100 tags)	MT8	1 Pk. (100 tags)
Warning Label	WLX2.5	1 Pk. (100 tags)	WLX4	1 Pk. (100 tags)	WLX6	1 Pk. (100 tags)