

# MODEL 35

**New Product**

3 mm Single-Turn  
Open Frame Surface Mount  
Cermet Trimming  
Potentiometer

RoHS Compliant



## MODELS AVAILABLE

|            |     |
|------------|-----|
| Top Adjust | 35W |
|------------|-----|

## ELECTRICAL<sup>1</sup>

|                                       |   |
|---------------------------------------|---|
| Resistance Range                      | 100 to 1,000,000 Ohms                         |
| Standard Resistance Tolerance         | ± 25%   |
| Input Voltage, Maximum                | 50 V  |
| Power rating, Watts                   | 0.1 @ 70°C                                    |
| End Resistance, Maximum               | >1000 Ohms: 20 Ohms Max; > 1000 Ohms: 2% Max. |
| Actual Electrical Travel              | 220° ±20°                                     |
| Mechanical Travel (35E)               | 280° ±20°                                     |
| Insulation Resistance, Minimum        | 100 Megohms                                   |
| Resolution                            | Essentially infinite                          |
| Contact Resistance Variation          | 5% Max.                                       |
| Temperature Coefficient of Resistance | ±250 ppm/°C                                   |

## MECHANICAL

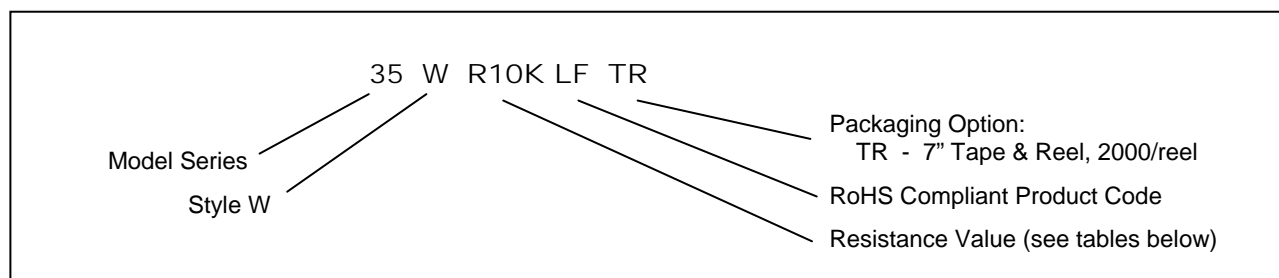
|                            |             |
|----------------------------|-------------|
| Torque, Maximum (35W, 35C) | 2.8 in. oz. |
| Torque, Maximum (35E)      | 1.4 in. oz. |
| Weight, Approx.            | 0.01 oz.    |
| Wiper Position             | Approx. 50% |

<sup>1</sup> Specifications subject to change without notice.

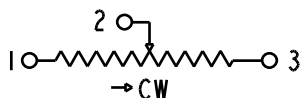
## ENVIRONMENTAL

|                                   |                   |
|-----------------------------------|-------------------|
| Operating Temperature Range       | -40°C to +125°C   |
| Rotational Life, 20 Cycles        | ±15% ΔR           |
| Load Life, 0.1W, 1000 Hours, 70°C | ±5% ΔR            |
| Resistance to Solder Heat         | 260°C for 10 sec. |
| Aqueous cleaning not recommended  |                   |

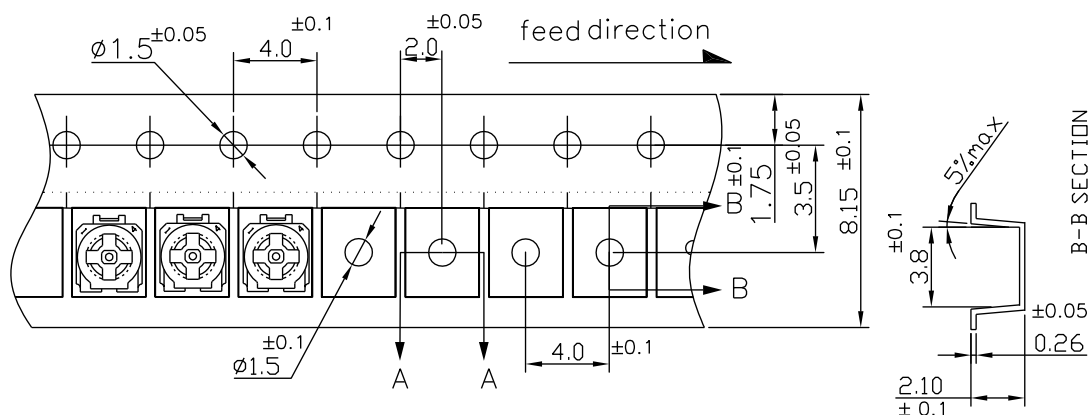
## ORDERING INFORMATION<sup>2</sup>



## CIRCUIT DIAGRAM



## PACKAGING



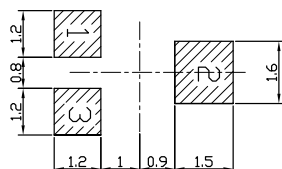
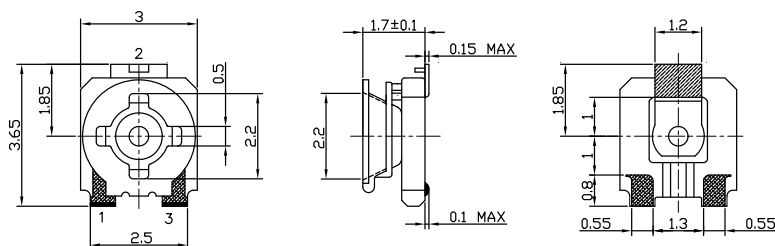
<sup>2</sup> Contact our customer service for custom designs and features.

STANDARD RESISTANCE VALUES

| Resistance<br>(ohms) |
|----------------------|
| 100                  |
| 200                  |
| 500                  |
| 1K                   |
| 2K                   |
| 5K                   |
| 10K                  |
| 20K                  |
| 50K                  |
| 100K                 |
| 200K                 |
| 500K                 |
| 1MEG                 |

OUTLINE DRAWING<sup>3</sup>

Model 35W (Top Adjust)



Recommended land pattern

<sup>3</sup> Dimensions are mm.