



## Main

Range of product	OsiSense XU
Series name	General purpose single mode
Electronic sensor type	Photo-electric sensor transmitter
Sensor name	XUB
Sensor design	Cylindrical M18
Detection system	Thru beam
Material	Metal
Line of sight type	Axial
Type of output signal	Discrete
Supply circuit type	DC
Wiring technique	3-wire
Electrical connection	1 male connector M12, 4 pins
Product specific application	-
Emission	Infrared thru beam
[Sn] nominal sensing distance	49.21 ft (15 m) thru beam need a receiver

## Complementary

Enclosure material	Nickel plated brass
Lens material	PMMA
Maximum sensing distance	65.62 ft (20 m) thru beam
Output type	Solid state
Add on input	Test by emission breaking
Status LED	1 LED (green) supply on
[Us] rated supply voltage	12...24 V DC with reverse polarity protection
Supply voltage limits	10...36 V DC
Switching capacity in mA	<= 100 mA (overload and short-circuit protection)
Switching frequency	<= 500 Hz
Voltage drop	1.5 V (closed state)
Current consumption	35 mA (no-load)
Delay first up	< 15 ms
Delay response	< 1 ms
Delay recovery	< 1 ms
Setting-up	Without sensitivity adjustment
Diameter	0.71 in (18 mm)
Length	2.36 in (60 mm)
Product weight	0.11 lb(US) (0.05 kg)

## Environment

product certifications	CE CSA UL
ambient air temperature for operation	-13...131 °F (-25...55 °C)
ambient air temperature for storage	-40...158 °F (-40...70 °C)
vibration resistance	7 gn, amplitude = +/- 1.5 mm (f = 10...55 Hz) conforming to IEC 60068-2-6
shock resistance	30 gn (duration = 11 ms) conforming to IEC 60068-2-27
IP degree of protection	IP65 double insulation conforming to IEC 60529 IP67 double insulation conforming to IEC 60529 IP69K double insulation conforming to DIN 40050

The information provided in this documentation contains general descriptions and/or technical characteristics of the products contained herein. This documentation is not intended as a substitute for and is not to be used for determining suitability or reliability of these products for specific user applications. It is the duty of any such user or integrator to perform the appropriate and complete risk analysis, evaluation and testing of the products with respect to the relevant specific application or use thereof. Neither Schneider Electric Industries SAS nor any of its affiliates or subsidiaries shall be responsible or liable for misuse of the information contained herein.

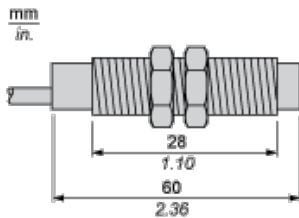
## Offer Sustainability

Not Green Premium product	Not Green Premium product
Compliant - since 0821 - Schneider Electric declaration of conformity	Compliant - since 0821 - Schneider Electric declaration of conformity
Reference not containing SVHC above the threshold	Reference not containing SVHC above the threshold
WARNING: This product can expose you to chemicals including:	WARNING: This product can expose you to chemicals including:
Diisononyl phthalate (DINP), which is known to the State of California to cause cancer, and	Diisononyl phthalate (DINP), which is known to the State of California to cause cancer, and
Di-isodecyl phthalate (DIDP), which is known to the State of California to cause birth defects or other reproductive harm.	Di-isodecyl phthalate (DIDP), which is known to the State of California to cause birth defects or other reproductive harm.
For more information go to <a href="http://www.p65warnings.ca.gov">www.p65warnings.ca.gov</a>	For more information go to <a href="http://www.p65warnings.ca.gov">www.p65warnings.ca.gov</a>

## Contractual warranty

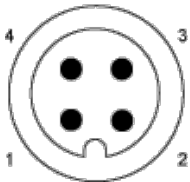
Warranty period	18 months
-----------------	-----------

## Dimensions



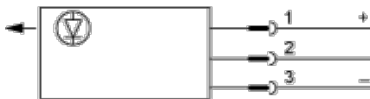
## Wiring Schemes

### M12 Connector



- 1 : (+)
- 2 : Beam break input (1)
- 3 : (-)
- 4 : OUT/Output
- (1) Beam break input on thru-beam transmitter only

### Transmitter



Input 2:

- not connected: beam made
- connected to -: beam broken

## Detection Curves

