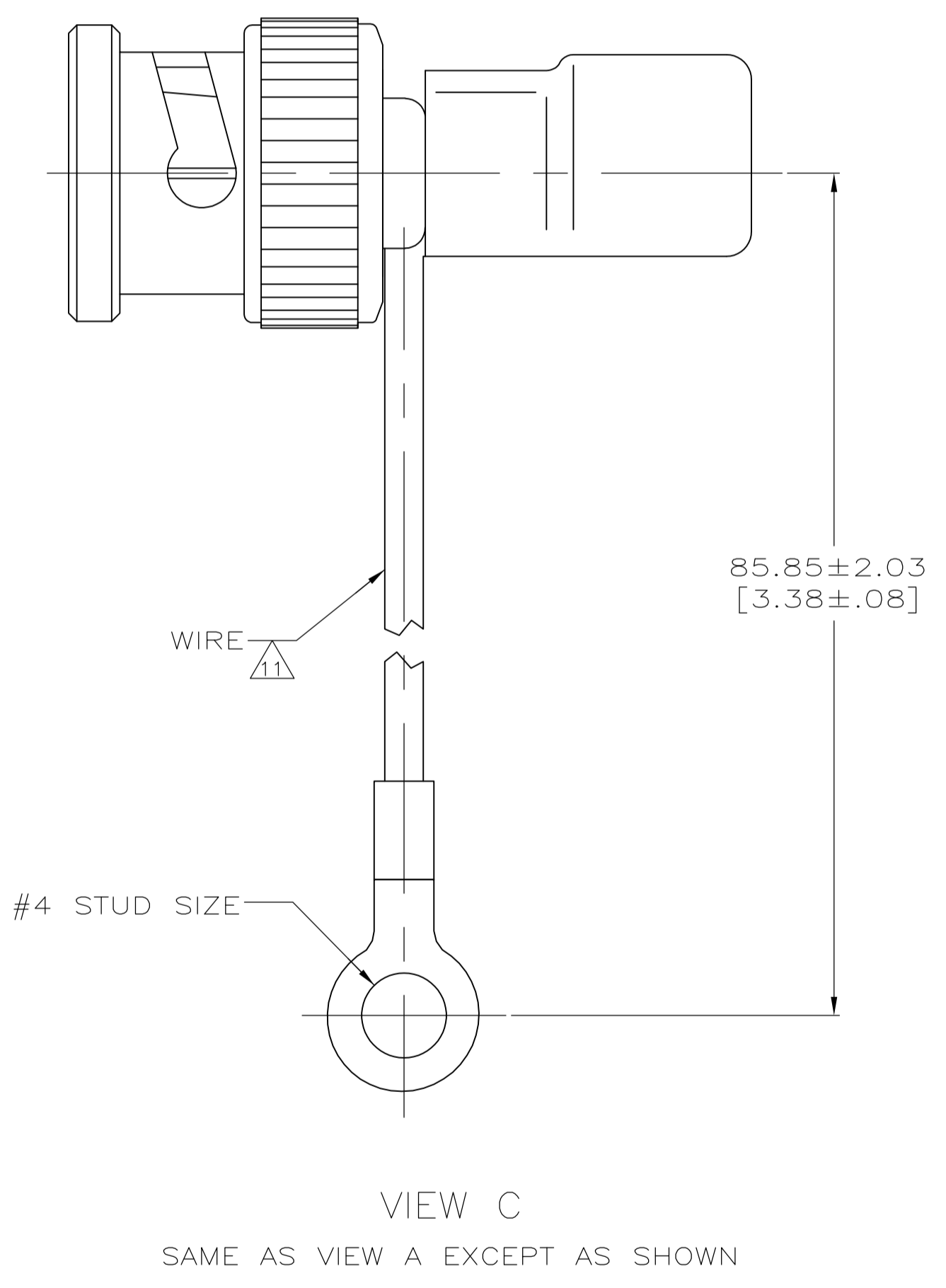
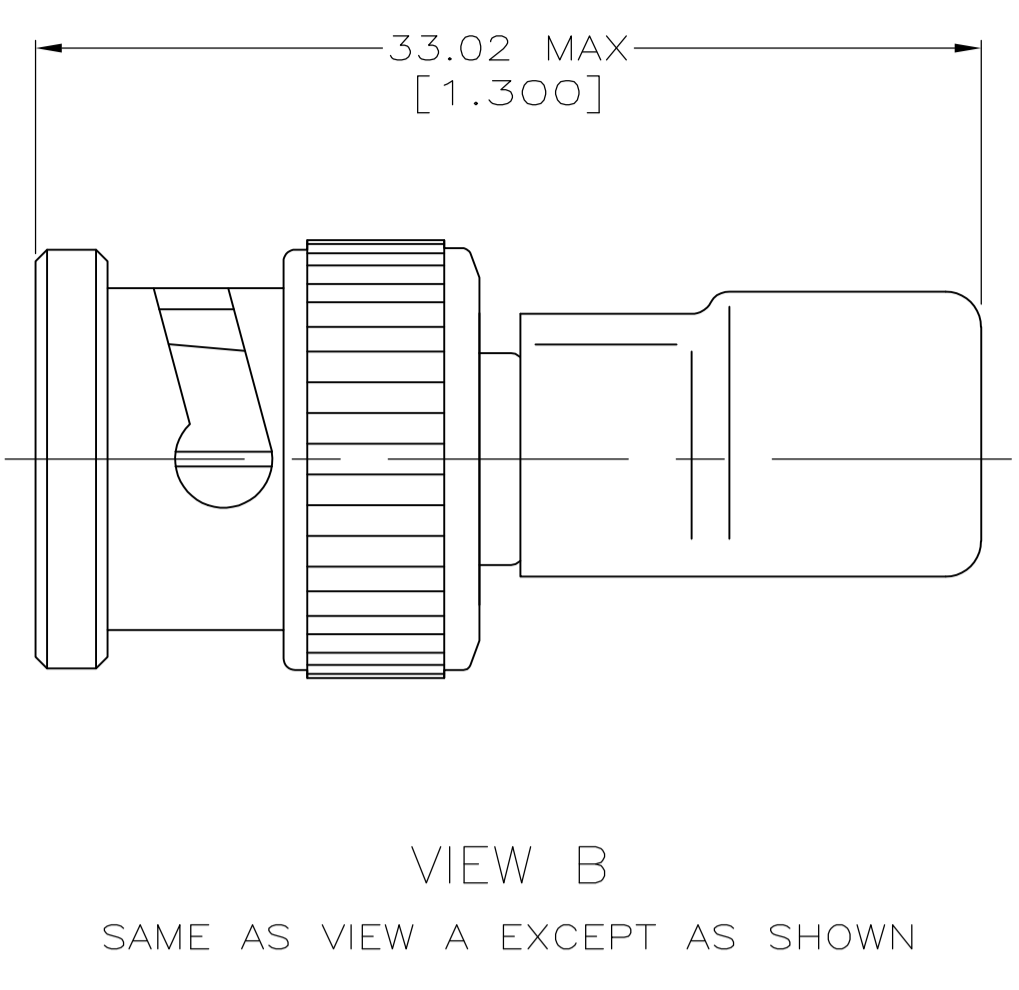
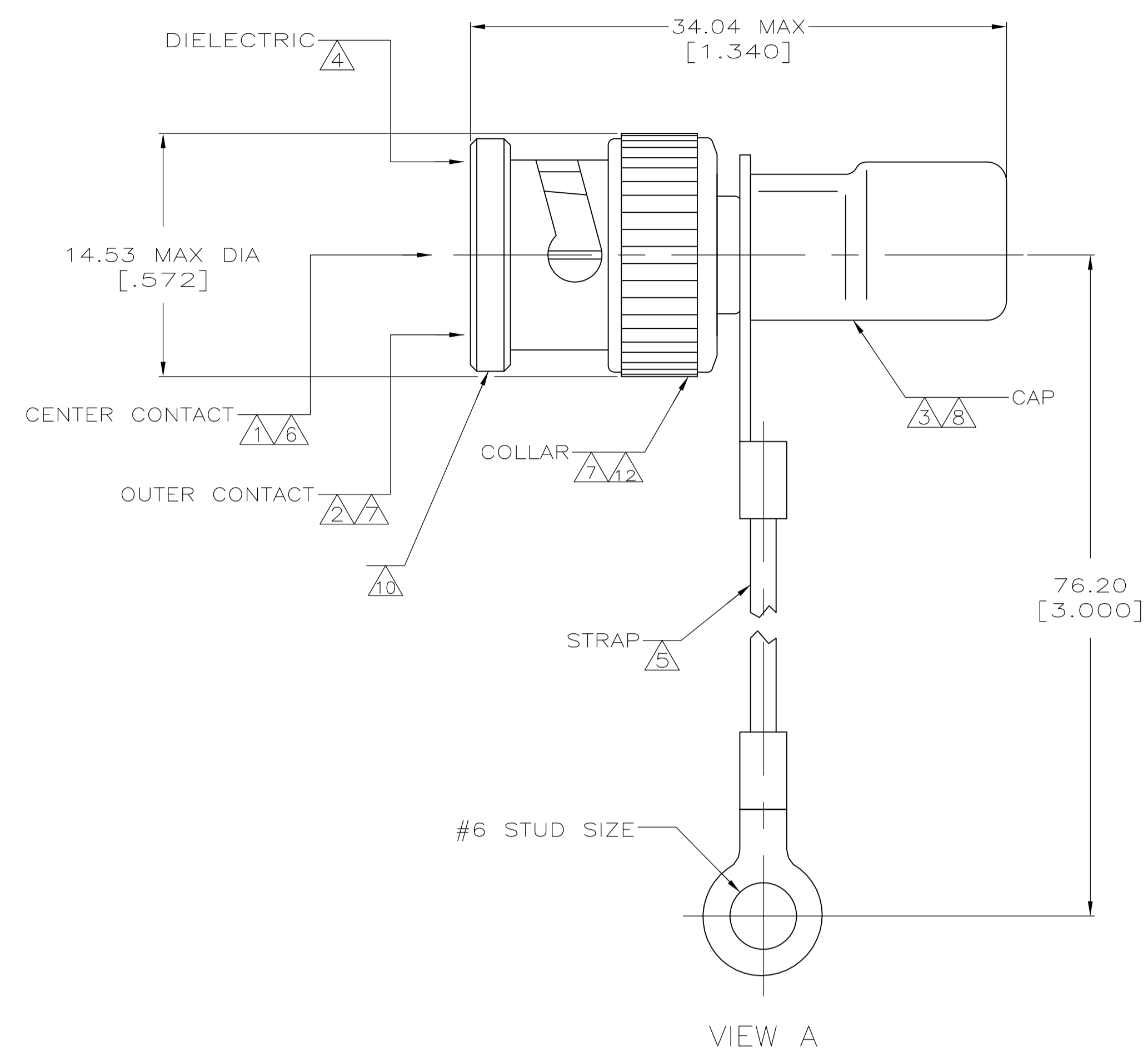


LOC	DIST	REVISIONS			
P	LTR	DESCRIPTION	DATE	DWN	APVD
AJ	16				
P		REVISED PER ECO-11-005030	11MAR11	RK	HMR



- 1 BRASS PER ASTM B 16.
- 2 BRASS PER ASTM B 36.
- 3 COPPER PER ASTM B 152.
- 4 POLYETHYLENE PER LP-390.
- 5 POLYESTER PER MIL-T-43435, COLOR NATURAL.
- 6 GOLD PLATE PER ASTM B 488, 0.76 μm [.000030] MINIMUM THICK.
- 7 NICKEL PLATE PER QQ-N-290, 1.27 μm [.000050] MINIMUM THICK.
- 8 TIN PLATE PER ASTM B 545, 2.54 μm [.000100] MINIMUM THICK.
- 9 TIN PLATE PER ASTM B 545, 3.81 μm [.000150] MINIMUM THICK.
- 10 VALUE MARKED ON CONNECTOR BODY AS SHOWN (SEE TABLE).
- 11 16 GAUGE INSULATED GROUND WIRE.
- 12 ZINC PER ASTM B 86.

WATT	TOLERANCE	OHM	MARKING	VIEW	PART NUMBER
1	1%	50	50Ω 1W	C	1-5221629-6
1	1%	50	50Ω 1W	B	5221629-9
1	1%	93	93Ω 1W	B	5221629-6
1	1%	75	75Ω 1W	B	5221629-5
1	1%	50	50Ω 1W	B	5221629-4
1	1%	75	75Ω 1W	A	5221629-2
1	1%	50	50Ω 1W	A	5221629-1

THIS DRAWING IS A CONTROLLED DOCUMENT.

DIMENSIONS: mm [INCHES]	TOLERANCES UNLESS OTHERWISE SPECIFIED:	DIN J. HAVENER 13DEC2005	STE TE Connectivity
0. PLC ± -	1. PLC ± -	CIK J. LIPPERT 13DEC2005	NAME TERMINATOR, PLUG, COMMERCIAL BNC
2. PLC ± -	3. PLC ± 3.18 [125]	APVD J. LIPPERT 13DEC2005	PRODUCT SPEC
4. PLC ± -	ANGLES ± -	APPLICATION SPEC	SIZE CASE CODE DRAWING NO
MATERIAL -	FINISH -	WEIGHT -	A1 00779 C=5221629
CUSTOMER DRAWING		SCALE 4:1	SHEET 1 of 1 REV P