



Main

Range of product	OsiSense XX
Sensor type	Ultrasonic sensor receiver
Series name	General purpose
Sensor name	XXR
Sensor design	Cylindrical M12
Detection system	Thru beam (need a transmitter XXT12A8M12)
[Sn] nominal sensing distance	0.66 ft (0.2 m) fixed
Material	Plastic
Type of output signal	Discrete
Discrete output function	2 NC
Wiring technique	4-wire
Discrete output type	PNP and NPN
[Us] rated supply voltage	12...24 V DC with reverse polarity protection
Electrical connection	Male connector M8 4 pins
[Sd] sensing range	0...0.66 ft (0...0.2 m)
IP degree of protection	IP67 conforming to IEC 60529

Complementary

Enclosure material	ULTEM
Front material	Epoxy
Thread type	M12 x 1
Supply voltage limits	10...28 V DC
[Sa] assured operating distance	0...0.66 ft (0...0.2 m)
Current consumption	50 mA
Maximum switching current	100 mA with overload and short-circuit protection
Voltage drop	< 1 V
Switching frequency	<= 125 Hz
Delay first up	100 ms
Delay response	20 ms
Delay recovery	4 ms
Marking	CE
Threaded length	1.5 in (38 mm)
Height	0.47 in (12 mm)
Width	0.47 in (12 mm)
Depth	1.97 in (50 mm)
Product weight	0.02 lb(US) (0.011 kg)

Environment

standards	IEC 60947-5-2
product certifications	UL
ambient air temperature for operation	-4...149 °F (-20...65 °C)
ambient air temperature for storage	-40...176 °F (-40...80 °C)
vibration resistance	+/-1 mm conforming to IEC 60068-2-6 10...55 Hz
shock resistance	30 gn in all 3 axes 11 ms conforming to IEC 60068-2-27
resistance to electrostatic discharge	8 kV level 4 conforming to IEC 61000-4-2
resistance to electromagnetic fields	9.14 V/yd (10 V/m) level 3 conforming to IEC 61000-4-3
resistance to fast transients	1 kV level 3 conforming to IEC 61000-4-4

The information provided in this documentation contains general descriptions and/or technical characteristics of the products contained herein. This documentation is not intended as a substitute for and is not to be used for determining suitability or reliability of these products for specific user applications. It is the duty of any such user or integrator to perform the appropriate and complete risk analysis, evaluation and testing of the products with respect to the relevant specific application or use thereof. Neither Schneider Electric Industries SAS nor any of its affiliates or subsidiaries shall be responsible or liable for misuse of the information contained herein.

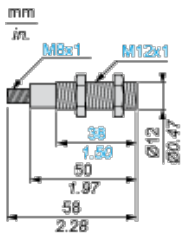
Offer Sustainability

Not Green Premium product	Not Green Premium product
Compliant - since 1140 - Schneider Electric declaration of conformity	Compliant - since 1140 - Schneider Electric declaration of conformity
Reference contains SVHC above the threshold - go to CaP for more details	Reference contains SVHC above the threshold
Available	Available
WARNING: This product can expose you to chemicals including:	WARNING: This product can expose you to chemicals including:
Diisononyl phthalate (DINP), which is known to the State of California to cause cancer, and	Diisononyl phthalate (DINP), which is known to the State of California to cause cancer, and
Di-isodecyl phthalate (DIDP), which is known to the State of California to cause birth defects or other reproductive harm.	Di-isodecyl phthalate (DIDP), which is known to the State of California to cause birth defects or other reproductive harm.
For more information go to www.p65warnings.ca.gov	For more information go to www.p65warnings.ca.gov

Contractual warranty

Warranty period	18 months
-----------------	-----------

Dimensions

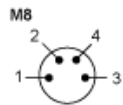


Minimum Mounting Distances



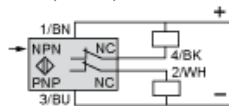
$\alpha \pm 5^\circ$

Wiring Diagram



- (1) (+)
- (2) (PNP)
- (3) (-)
- (4) (NPN)

NPN, PNP, NC



- BN Brown
- WH White
- BU Blue
- BK Black