

SAFETY ORGANIZATIONS

THIS FILTER HAS BEEN FORMALLY RECOGNIZED, CERTIFIED OR APPROVED BY THE LISTED AGENCY. THEREFORE, ALL TEST/REQUIREMENTS SPECIFIED IN THE LATEST REVISION OF THE FOLLOWING AGENCY STANDARDS HAVE BEEN MET:

UL RECOGNIZED: UL 1283
CSA CERTIFIED: CSA 22.2, # 8
VDE APPROVED: VDE 565-3

OPERATING SPECIFICATIONS

LINE CURRENT/VOLTAGE: 3 AMP, 120/250 VAC,
3 AMP/40°C, 250 VAC

LINE FREQUENCY: 50-60Hz

MAXIMUM LEAKAGE CURRENT,

EACH LINE TO GROUND: 0.22 mA @ 120V 60Hz
0.38 mA @ 250V 50Hz

OPERATING AMBIENT TEMP. RANGE: -10°C TO +40°C @ RATED CURRENT, I_r .

IN AN AMBIENT, T_0 , HIGHER THAN 40°C, THE MAXIMUM OPERATING CURRENT, I_0 , IS AS FOLLOWS:

$$I_0 = I_r \sqrt{\frac{85 - T_0}{45}}$$

RELIABILITY SPECIFICATIONS:

STORAGE TEMPERATURE: -40°C TO +85°C
HUMIDITY: 21 DAYS @ 40°C 95% RH,
CURRENT OVERLOAD TEST: 6 TIMES I_r FOR
8 SECONDS

TEST SPECIFICATIONS:

INDUCTANCE: 1.45 mH NOMINAL
CAPACITANCE: (MEASURED @ 1KHz, 0.250VAC MAX., 25°C±1°C)
LINE TO GROUND: 0.0053 μ F ±20%
LINE TO LINE: 0.0105 μ F ±20%
DISCHARGE RESISTOR: 1.5 M Ω
L/G AND L/L I.R.
NO DISCHARGE RESISTOR: 6000M Ω (MIN.) @ 100VDC,
20°C AND 50% RH

RECOMMENDED RECEIVING INSPECTION HIPOT:

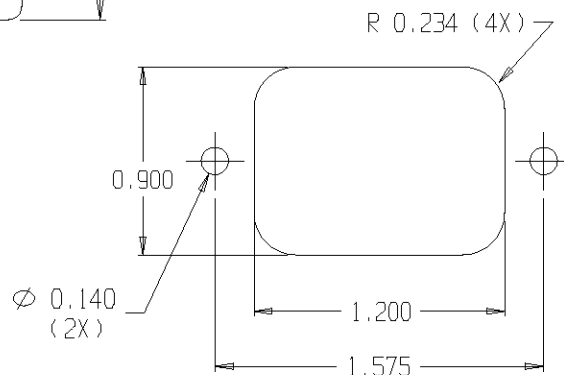
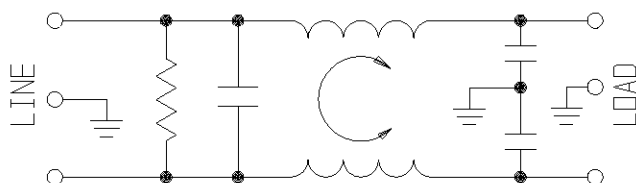
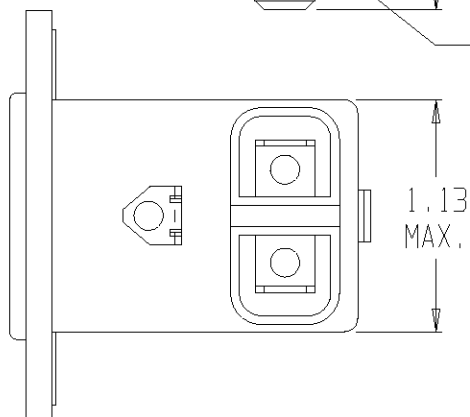
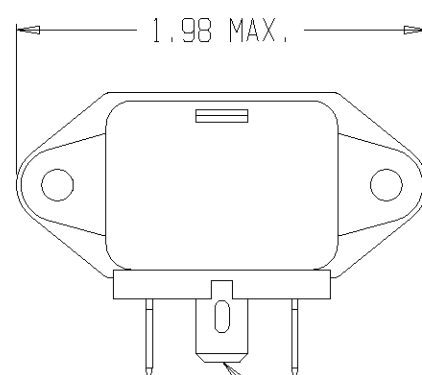
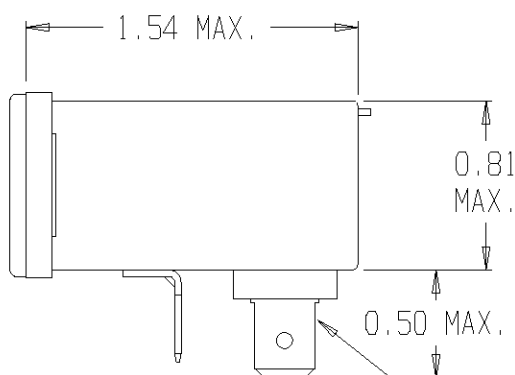
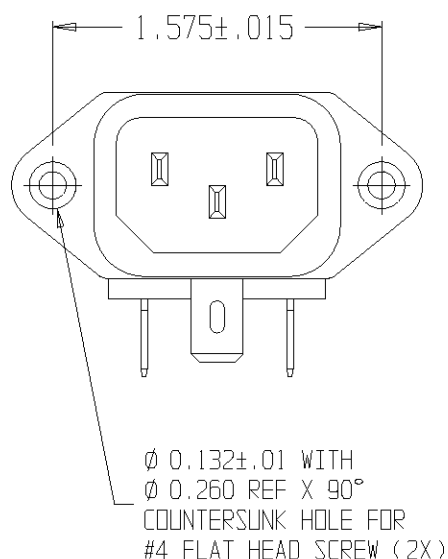
LINE TO GROUND: 1500VAC OR 2250VDC FOR 1 MINUTE
LINE TO LINE: 1450VDC FOR 1 MINUTE

FILTER APPROVAL:

THE BEST WAY TO SELECT AND QUALIFY A FILTER IS FOR YOUR ENGINEERING TO TEST THE UNIT IN YOUR EQUIPMENT.

CATALOG # 3EEA2

ECN #	APPRVD	DATE
ECO-09-026495	AEG	07DEC09



PANEL CUTOUT (BACK MOUNT)
TOLERANCE ±.005

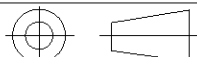
1 OBSOLETE PARTS: OBSOLETE CIS STREAMLINING
PER D.RENAUD/D.SINISI

66D9000-5
1609000-5 OBSOLETE **1**

50 Ω - 50 Ω (MINIMUM) INSERTION LOSS

FREQUENCY MHz	.05	.10	.15	.50	1	1.5	5	10	30		
COMMON dB	10	15	19	30	36	-	48	50	47		
DIFF. dB				2	4	6	35	45	40		

THIRD ANGLE
PROJECTION



UNLESS OTHERWISE SPECIFIED,
TOLERANCE TO BE ±.025
MATERIAL & FINISH: AS SUPPLIED

This document is proprietary to CORCOM INC.
and is not to be reproduced nor used for
manufacturing purposes except on CORCOM'S
prior written consent.

corcom
844 E. ROCKLAND RD. LIBERTYVILLE IL 60048

POWER LINE FILTER

CAD FILE:	C:\CK\CD\3EEA200	DATE:	9/18/96	CATALOG NO.	REV.
SCALE:	NTS	DATE:	9/18/96	3EEA2	A1
DRW. BY:	JF	ORIG:	KAW		