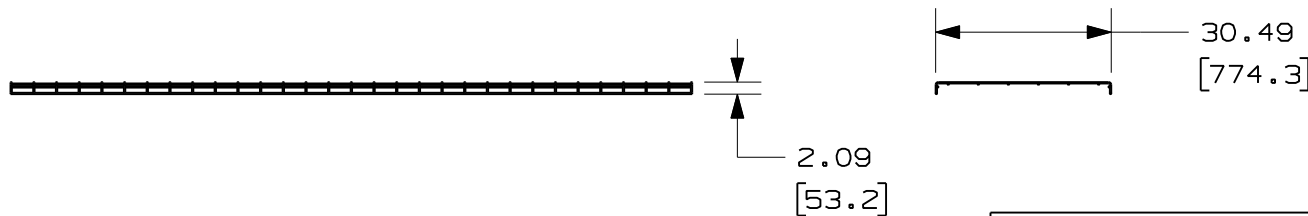
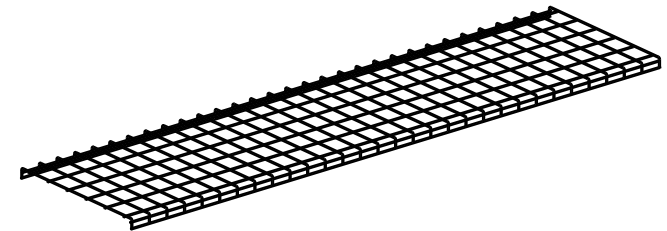
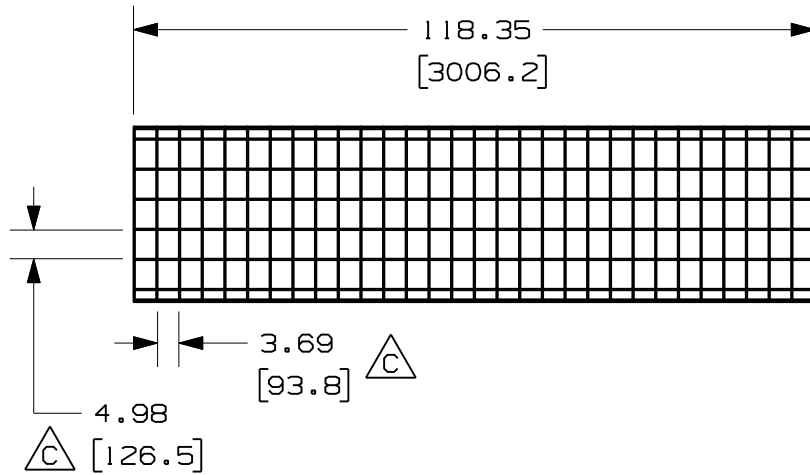


THIS COPY IS PROVIDED ON A RESTRICTED BASIS AND IS NOT TO BE USED IN ANY WAY DETRIMENTAL TO THE INTERESTS OF PANDUIT CORP.

| | |
|---------------------|------------------------------|
| PANDUIT PART NUMBER | WEIGHT |
| WG30**10 | 29 LB/EACH 13154.2 g/EACH |

NOTES:

1. SEE CURRENT CATALOG FOR ADDITIONAL PART SUFFIXES TO INDICATE PART FINISH AND/OR PACKAGING QUANTITY.
2. DIMENSIONS IN PARENTHESIS ARE METRIC.



CAD FILENAME/LAYERS 09D017DQ_DC/00B WG30**10

PANDUIT CORP. TINLEY PARK, ILLINOIS

WYR-GRID CABLE TRAY 30" WIDE
STRAIGHT SECTION 10' LONG (WG30**10)
CUSTOMER DRAWING

UNLESS OTHERWISE SPECIFIED, DIMENSIONAL TOLERANCES ARE:
(.X) ± .125 (3.18) ANGLES ±
(.XXX) ±
(.XX) ± .125 (3.18) ANGLES ±

UNLESS OTHERWISE SPECIFIED, ALL DIMENSIONS ARE GIVEN IN INCHES, THIRD ANGLE PROJECTION.

DRAWN BY JAHA

MAT'L:

SCALE NONE

DATE 5-3-10

SEE NOTES ABOVE

DRAWING NO. 09D017DQ-DC

DWG SIZE A

CHK'D SL

| REV | DATE | BY | CHK | DESCRIPTION | ECN | CHK | CUST | SUP |
|-----|---------|------|-----|--|-------------|-----|------|-----|
| -- | -- | -- | -- | C. ADDED DIMENSIONS | 09D017DQ-DC | RN | RN | |
| I | 5-17-10 | JAHA | SL | B. REVISED PART NAME A. REVISED TOLERANCE | | | | |
| R | 5-3-10 | JAHA | SL | RELEASED TO PRODUCTION | 09D017DQ-DC | RN | RN | |