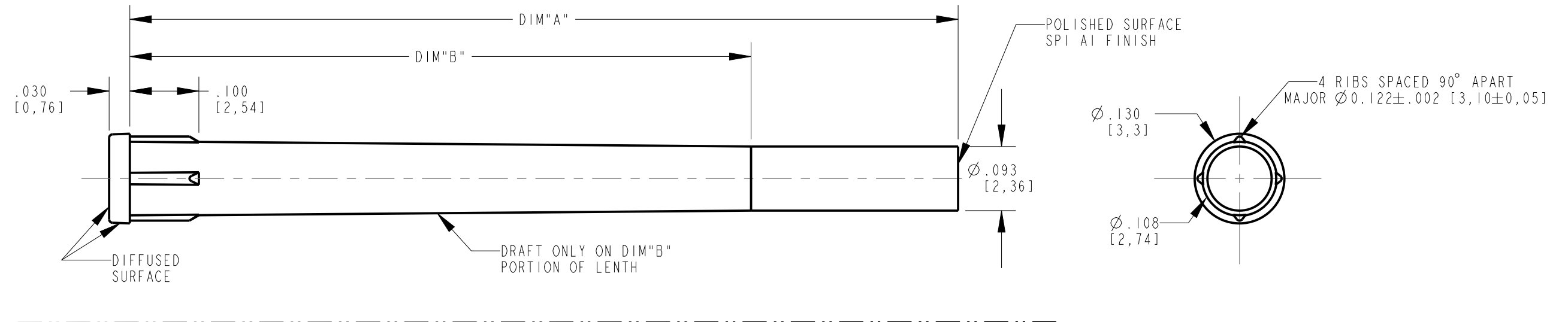


DIALIGHT PART NUMBER	LENS TYPE	DIM "A"	DIM "B"	REVISIONS			
				REV	ECN NO	DRN	DATE
515-1301-0125F	FLAT	0.125 [3,20]	.100	A	---	WFB	
515-1301-0250F	FLAT	0.250 [6,35]	.100	A	---	WFB	
515-1301-0300F	FLAT	0.300 [7,62]	.100	A	---	WFB	
515-1301-0350F	FLAT	0.350 [8,89]	.100	A	---	WFB	
515-1301-0400F	FLAT	0.400 [10,16]	.100	A	---	WFB	
515-1301-0500F	FLAT	0.500 [12,70]	.500	A	---	WFB	
515-1301-0600F	FLAT	0.600 [15,24]	.500	A	---	WFB	
515-1301-0700F	FLAT	0.700 [17,78]	.500	A	---	WFB	
515-1301-0800F	FLAT	0.800 [20,32]	.500	A	---	WFB	
515-1301-0900F	FLAT	0.900 [22,86]	.900	A	---	WFB	
515-1301-1000F	FLAT	1.000 [25,40]	.900	A	---	WFB	
515-1301-1200F	FLAT	1.200 [30,48]	.900	A	---	WFB	
515-1302-0125F	CONVEX	0.125 [3,20]	.100	A	---	WFB	
515-1302-0215F	CONVEX	0.215 [5,46]	.100	A	---	WFB	
515-1302-0250F	CONVEX	0.250 [6,35]	.100	A	---	WFB	
515-1302-0350F	CONVEX	0.350 [8,89]	.100	A	---	WFB	
515-1302-0375F	CONVEX	0.375 [9,53]	.100	A	---	WFB	
515-1302-0500F	CONVEX	0.500 [12,70]	.500	A	---	WFB	
515-1302-0600F	CONVEX	0.600 [15,24]	.500	A	---	WFB	
515-1302-0700F	CONVEX	0.700 [17,78]	.500	A	---	WFB	
515-1302-0800F	CONVEX	0.800 [20,32]	.500	A	---	WFB	
515-1302-0900F	CONVEX	0.900 [22,86]	.900	A	---	WFB	
515-1302-1000F	CONVEX	1.000 [25,40]	.900	A	---	WFB	
515-1302-1200F	CONVEX	1.200 [30,48]	.900	A	---	WFB	
515-1303-0125F	DOMED	0.125 [3,20]	.100	A	---	WFB	
515-1303-0250F	DOMED	0.250 [6,35]	.100	A	---	WFB	
515-1303-0300F	DOMED	0.300 [7,62]	.100	A	---	WFB	
515-1303-0350F	DOMED	0.350 [8,89]	.100	A	---	WFB	
515-1303-0400F	DOMED	0.400 [10,16]	.100	A	---	WFB	
515-1303-0500F	DOMED	0.500 [12,70]	.500	A	---	WFB	
515-1303-0600F	DOMED	0.600 [15,24]	.500	A	---	WFB	
515-1303-0700F	DOMED	0.700 [17,78]	.500	A	---	WFB	
515-1303-0800F	DOMED	0.800 [20,32]	.500	A	---	WFB	
515-1303-0900F	DOMED	0.900 [22,86]	.900	A	---	WFB	
515-1303-1000F	DOMED	1.000 [25,40]	.900	A	---	WFB	
515-1303-1200F	DOMED	1.200 [30,48]	.900	A	---	WFB	

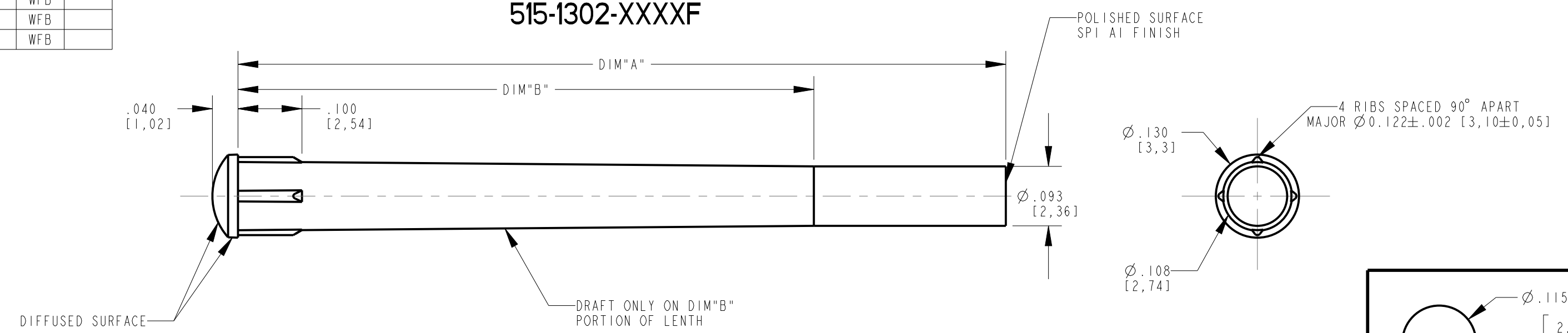
RoHS Compliant 515-130X-XXXXF
 Part Numbers with the "F" suffix ending are RoHS Compliant.
 Example: 515-1302-0250F
 Packaging is marked with "RoHS Compliant" label or equivalent markings.

REV	ECN NO	REVISIONS	DRN	CKD	APP	DATE
01	---	PRELIMINARY	WFB			
02	---	ADDED DIM"B" COLUMN FOR DIA. DIMENSION	WFB			4-23-14
03	---	DIM"B" COLUMN REVISED ADDED ϕ .108	WFB			4-28-14
04	---	DIM"B" WAS INPUT DIA.	WFB			6-11-14

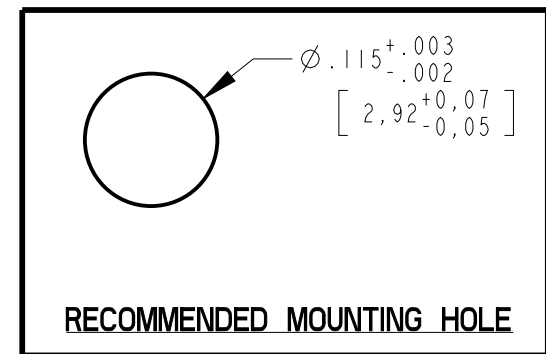
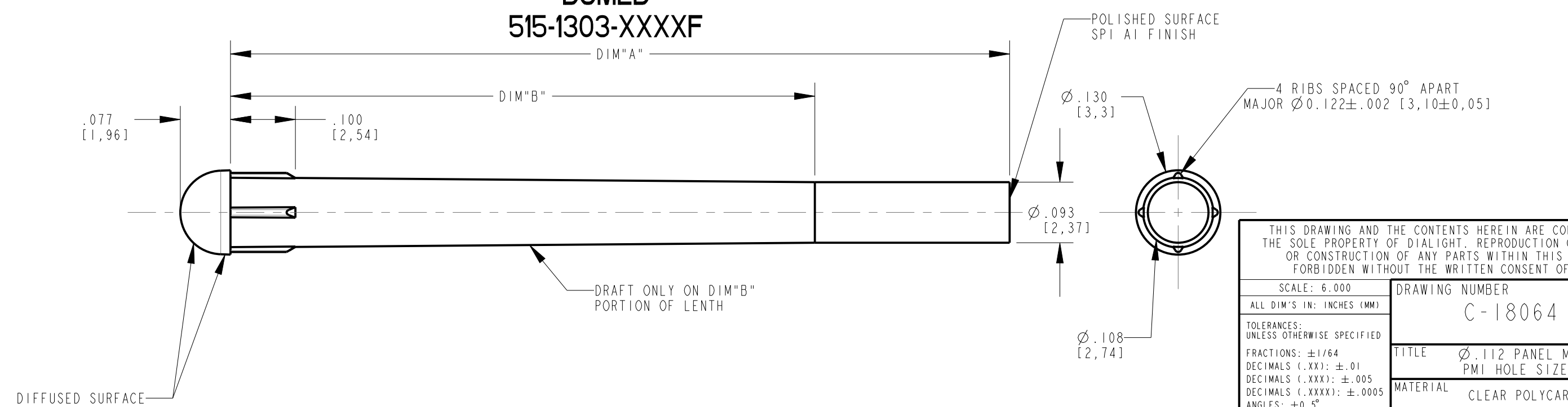
**FLAT
515-1301-XXXXF**



**CONVEX
515-1302-XXXXF**



**DOMED
515-1303-XXXXF**



THIS DRAWING AND THE CONTENTS HEREIN ARE CONFIDENTIAL AND THE SOLE PROPERTY OF DIALIGHT. REPRODUCTION OF THIS DRAWING OR CONSTRUCTION OF ANY PARTS WITHIN THIS DRAWING ARE FORBIDDEN WITHOUT THE WRITTEN CONSENT OF DIALIGHT.

SCALE: 6.000	DRAWING NUMBER	REV
ALL DIM'S IN: INCHES (MM)	C-18064	04
TOLERANCES: UNLESS OTHERWISE SPECIFIED	TITLE ϕ .112 PANEL MOUNT LP PMI HOLE SIZE ϕ .115	
FRACTIONS: $\pm 1/64$	MATERIAL CLEAR POLYCARBONATE	
DECIMALS (.XX): $\pm .01$	FINISH:	
DECIMALS (.XXX): $\pm .005$	FSCM 83330	
DECIMALS (.XXXX): $\pm .0005$	SHEET 1 OF 1 FAMILY TABLE:	
ANGLES: $\pm 0.5^\circ$	1501 ROUTE 34 SOUTH FARMINGDALE, NJ 07727	