

Bend the Rules of Lighting Design with VentoFlex Tiles

For architects and lighting designers with the highest standards, VCC VentoFlex modular lighting system opens up countless ways to make an impact. Featuring a flexible PC board, VentoFlex delivers seamless backlighting, even in challenging interior spaces.

- 1 VentoFlex Tile
- 2 VentoFlex Power Cable
- 3 VentoFlex Bridge Cable
- 4 VentoFlex Jumper Cable
- 5 Driver (Not Included)



Features

- Connect up to 10 or 15, 12"x12" VentoFlex LED tiles on a Class 2 LED Driver
- Dimmable to 1% using any 0-10V/DALI signal
- LEDs: 144 Luxeon™ CRI>90
- Color Temperatures: 2200K, 2700K, 3000K, 3500K, 4000K, 5000K, 5700K
- Viewing Angle: 140 degrees
- Luminous Flux = 864lm per square foot
- Luminous Efficacy = 100 lumens/watt (8.6W per tile)
- Material: Flexible Copper Clad Laminate (FCCL) PC board
- Mounting method: Staples/Nail/Screw/Double Sided tape
- Tool-less snap connectors
- Modular Connection: Snap buttons, jumper, or bridge cables
- Operating temperature -13°F - 140°F
- Suitable for dry and damp locations
- TM-21 L70 > 60,000 hr
- Class 2 input only
- 105°C maximum hot spot temperature (Tc)
- Works with any 48VDC output LED Driver
- 5 Year warranty

| No hot spots, just unstoppable versatility.

VentoFlex Flexible Copper Clad Laminate (FCCL) tiles can be mounted directly to most any non-conductive interior surface with no requirement for a heat sink. Featuring 90 CRI Luxeon™ LEDs in a wide range color temperatures, VentoFlex tiles provide seamless uniform illumination of luminous surfaces at setback distances as low as 2 inches.



| Versatile

Lighting design without compromise

Ambient lighting is all about creating the right mood. VentoFlex helps designers set the exact tone and aesthetic they intended. With VentoFlex, lighting design is no longer limited by flat surfaces — the flexible tiles can contour to fit most any curved surface up to 90 degrees and beyond.



| Customizable

Cut. Shape. Wow.

Available in 12"x12" tiles, these innovative LED tiles can be cut and formed around any design element, including rounded corners and tight spaces without taking up much room at all — 0.15" (3.81mm). A pair of scissors is the only tool required to cut VentoFlex tiles to the size and shape you desire.



| Modular

Impact that goes on and on

VentoFlex can link up to 10 or 15, 12" x 12" tiles to one Class 2 LED Driver, all on the same 0-10V or DALI dimmer. That's 1440 or 2160 square inches of versatile lighting power! When connecting tiles together, the cables don't have to physically touch each other, enabling even more design flexibility.

| Applications

Create awe-inspiring illumination for:

- Ceilings
- Backlit signs
- Museums and galleries
- Restaurants
- 3D installations
- Bars and countertops
- Lobbies
- Retail spaces
- Decorative walls and panels

| Overview

Specifications

Location

Indoor, dry and damp location only

Operating Voltage

48 VDC

Electrical Connections

Tool-less snap connectors

Base Material

Flexible polyimide

Mounting

Mount to any surface

Power

Input Voltage

48VDC

Dimming

Dimming is possible depending on the driver

Wattage

5.8watt, 8.6watt

Efficacy

120lm/W, 100lm/W (See efficacy table)

LED Specifications

Color Rendering Index (CRI)

>90, R9>50

Lumen Maintenance

TM-21 L70 > 60,000 hr

Viewing angle

140 degree viewing angle

Photometric

Light output (lm) per sheet

691, 864

Color Temp

2200K, 2700K, 3000K, 3500K, 4000K, 5000K, 5700K

| Efficacy Table

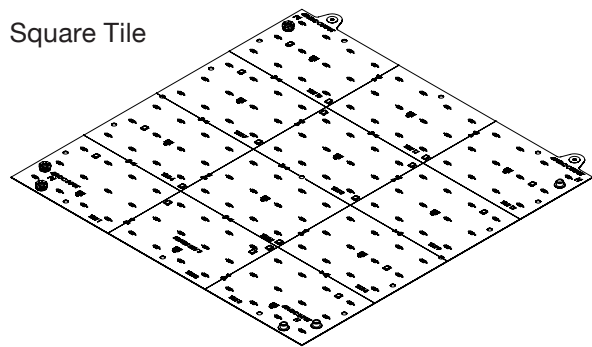
	2200K	2700K	3000K	3500K	4000K	5000K	5700K
Lumen (6w)	518	576	576	634	662	662	662
Lumen (9w)	648	720	720	792	828	828	828
Efficacy (6W)	90	100	100	110	115	115	115
Efficacy (6W)	75	83	83	92	96	96	96
Wattage (6W)	5.76						
Wattage (9W)	8.64						

Ordering Instructions

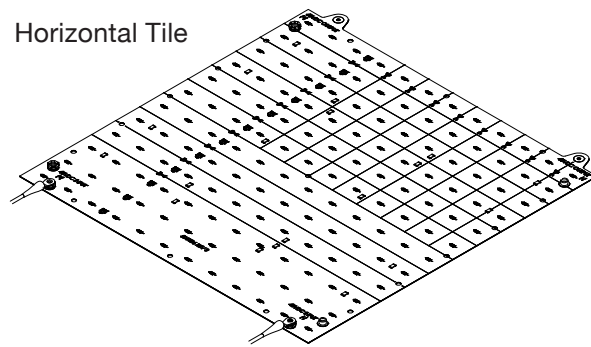
VentoFlex Tile

Product Category	Type of Cut	Cut Size	Wattage	LED Type	Color Temperature
VFT	S	12N	06	S	22K
VFT VentoFlex	S Square H Horizontal	12N 12" x 12"	06 6W 09 9W	S Static White	22K 2200 Kelvin 27K 2700 Kelvin 30K 3000 Kelvin 35K 3500 Kelvin 40K 4000 Kelvin 50K 5000 Kelvin 57K 5700 Kelvin
Part Number	Description				
VFTS12N06S35K	VentoFlex Square 12" 6W Static White 3500 Kelvin				

NOTE: 06W: Up to 15 tiles with Class 2 LED Driver | 09W: Up to 10 tiles with Class 2 LED Driver



Square Tile




Horizontal Tile

VentoFlex Cable

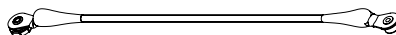
Product Category	Accessory	LED Type	Polarity	Length
VFT	PC	S	P01	02FT
VFT VentoFlex	PC Power Cable Can be + or - JC Jumper Cable No Polarity BC Bridge Cable Can be + or -	S Static White	P01 Positive (+) Red PC/BC N10 Negative (-) Black PC/BC H04 No Polarity White	02FT 2 ft** 03FT 3 ft** 10FT 10 ft* 20FT 20 ft*
Part Number	Description			
VFTPCSP0110FT	VentoFlex Power Cable Static White Red 10ft			

* Power cable (VFTPCSP01 and VFTPCSP01) are only available 10 or 20 ft cable length


** Jumper and Bridge cable (VFTJCSH04, VFTBCSP01 and VFTBCSN10) are only available 2 or 3 ft cable length



Power Cable



Jumper Cable



Bridge Cable

Installation Instructions

Trimming Tiles

- VentoFlex tiles may be cut with scissors, shears or knife at specific lengths unique to each tile design
- ONLY cut VentoFlex tiles along the dotted lines indicated on the tile

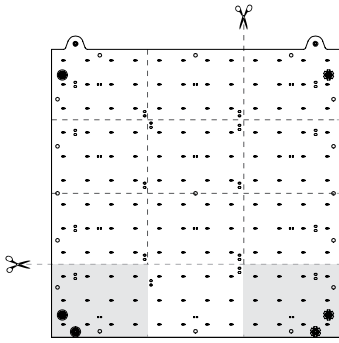


Clean cut



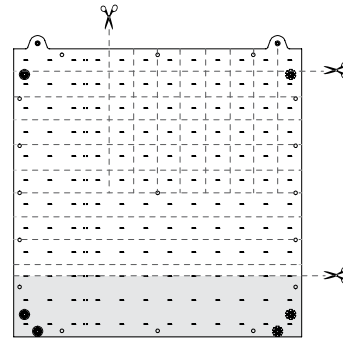
Overcut

Square Tile



Do not cut out this area

Horizontal Tile



Do not cut out this area



| Installation Instructions

Handling Instructions

- Avoid creasing or repeating bending of VentoFlex tiles.
- VentoFlex tiles are flexible. Do not bend sheets to a diameter of less than 2 inches (50.8 mm)
- Do not scrape, rub, or excessively wipe the conductive area between the borders of the tile
- Handle sheets only by the borders
- Only mount sheets at mounting locations indicated on the tile - DO NOT puncture the active area of the tile
- Fasteners should be appropriate for the mounting surface
- Mount only to non-conductive interior surfaces
- If using foam tape, apply only along the borders of each tile

| Warranty

This product has a warranty period of 5 Years. Warranties may be available on certain products as indicated in the product description. Warranties are valid from the date of purchase. The warranty is invalid in the case of improper use, installation, tampering, removal of the Q.C. date label or installation in an improper working environment or installation. Should this product fail during the warranty period it will be replaced free of charge, subject to the correct installation of the original product and subsequent return of the faulty unit. VCC does not accept responsibility for any installation costs associated with the replacement of this product and VCC reserves the right to alter specifications without prior notice.

