

Installation Instructions for the 700 Series Platinum RTD Temperature Sensors

ISSUE 1
50010925

CAUTION

IMPROPER HANDLING

- Do not remove the sensor from its original protective packaging until it is ready to be installed.
- Failure to comply with these instructions may result in product damage.**

GENERAL INFORMATION

The 700 Series is RoHS (Restriction of Hazardous Substances) compliant (EU Directive 2002/95/EC).

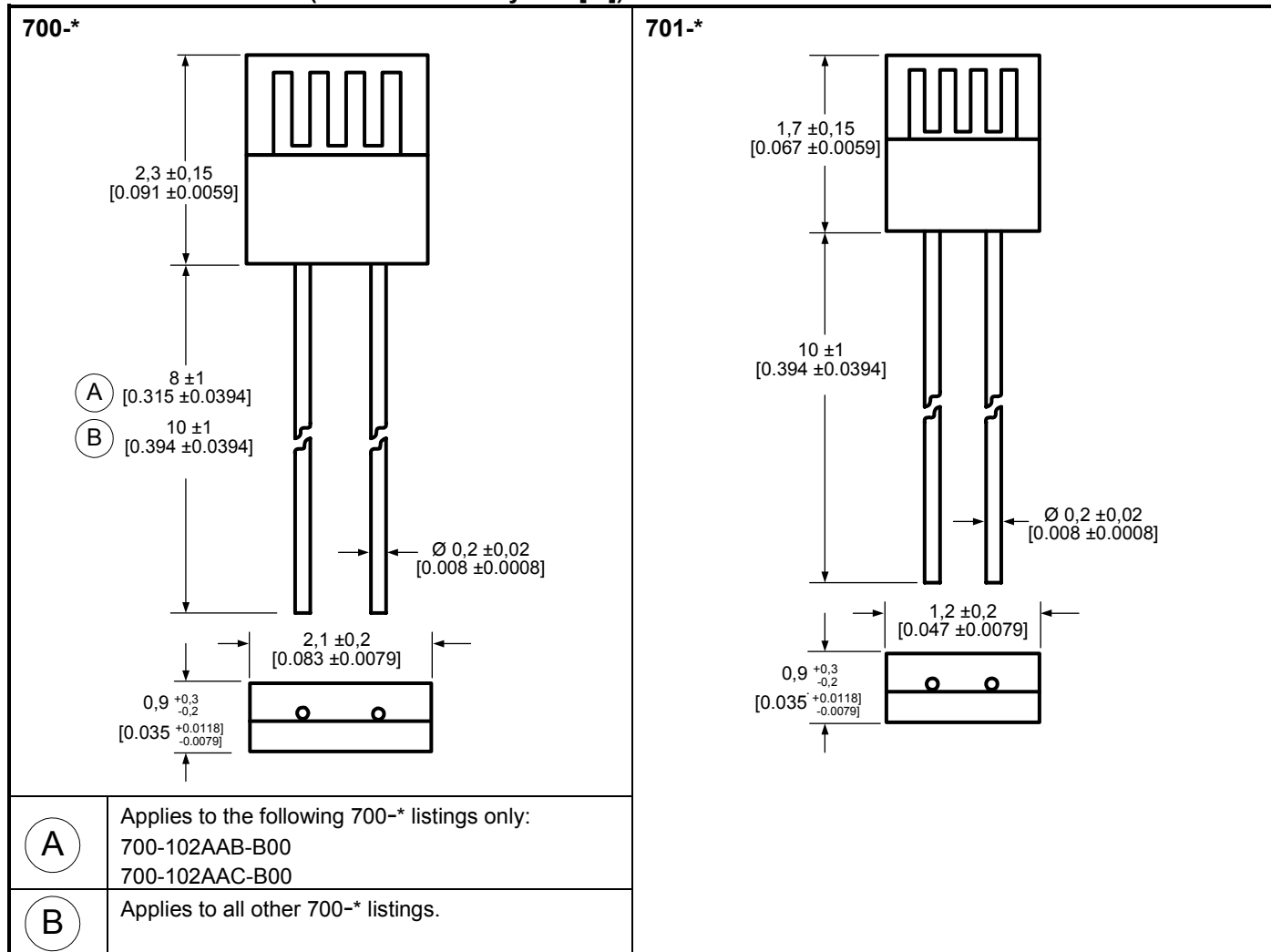
LEADS

Catalog Listing	Lead Material/Soldering Connection
700-*	Pt-clad Ni wire
701-*	Pt-clad Ni wire
702-*	End termination galvanic Sn-plated with Ni barrier layer
703-*	End termination galvanic Sn-plated with Ni barrier layer

SOLDERING/ASSEMBLY

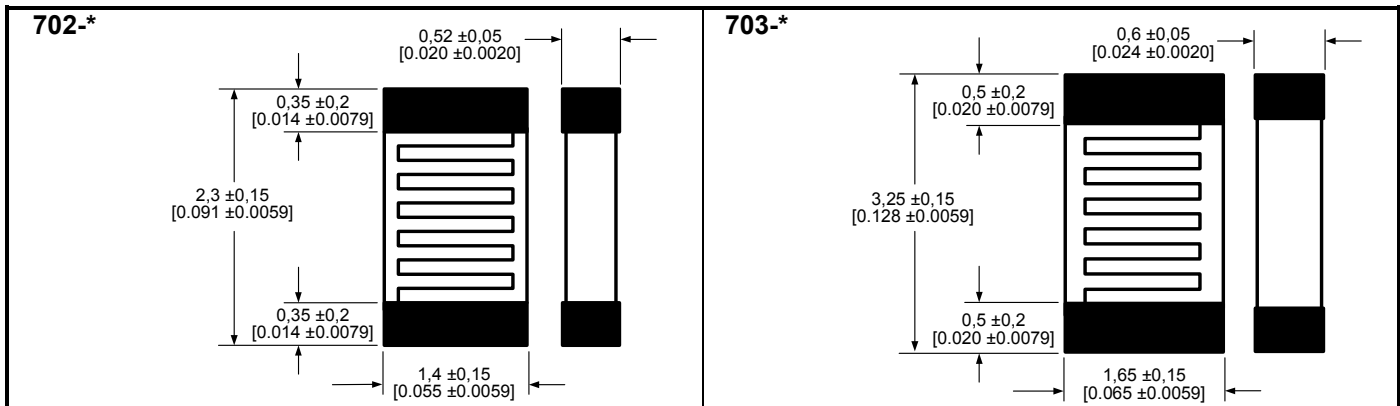
For catalog listings 702-* and 703*- face-up-mounting: Reflow soldering or wave soldering, e.g. double wave soldering, <8 s at 235 °C.

MOUNTING DIMENSIONS (for reference only mm/[in])



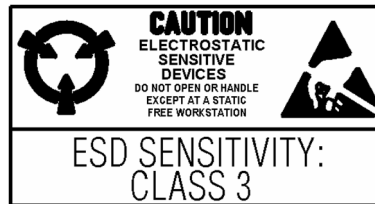
700 Series Platinum RTD Temperature Sensors

Issue 1 50010925



⚠ WARNING

PERSONAL INJURY
DO NOT USE these products as safety or emergency stop devices or in any other application where failure of the product could result in personal injury. **Failure to comply with these instructions could result in death or serious injury.**



WARRANTY/REMEDY

Honeywell warrants goods of its manufacture as being free of defective materials and faulty workmanship. Honeywell's standard product warranty applies unless agreed to otherwise by Honeywell in writing; please refer to your order acknowledgement or consult your local sales office for specific warranty details. If warranted goods are returned to Honeywell during the period of coverage, Honeywell will repair or replace, at its option, without charge those items it finds defective. **The foregoing is buyer's sole remedy and is in lieu of all other warranties, expressed or implied, including those of merchantability and fitness for a particular purpose. In no event shall Honeywell be liable for consequential, special, or indirect damages.**

While we provide application assistance personally, through our literature and the Honeywell web site, it is up to the customer to determine the suitability of the product in the application.

Specifications may change without notice. The information we supply is believed to be accurate and reliable as of this printing. However, we assume no responsibility for its use.

SALES AND SERVICE

Honeywell serves its customers through a worldwide network of sales offices, representatives and distributors. For application assistance, current specifications, pricing or name of the nearest Authorized Distributor, contact your local sales office or:

E-mail: info.sc@honeywell.com

Internet: www.honeywell.com/sensing

Phone and Fax:

Asia Pacific	+65 6355-2828
	+65 6445-3033 Fax
Europe	+44 (0) 1698 481481
	+44 (0) 1698 481676 Fax
Latin America	+1-305-805-8188
	+1-305-883-8257 Fax
USA/Canada	+1-800-537-6945
	+1-815-235-6847
	+1-815-235-6545 Fax

Automation and Control Solutions

Sensing and Control

Honeywell

11 West Spring Street

Freeport, Illinois 61032

www.honeywell.com/sensing

50010925-1-EN IL50 GLO Printed in USA
July 2005
© 2005 Honeywell International Inc.

Honeywell